



HIV Surveillance Monthly Reports

Please Note: “Current HIV Infection data by year of report reflects any case meeting the CDC definition of ‘HIV infection’ which includes all newly reported HIV cases and newly reported AIDS cases with no previous report of HIV in Florida. If a case is later identified as being previously diagnosed and reported from another state, the case will no longer be reflected as a Florida case and the data will be adjusted accordingly. **Data from the most recent calendar year (2016) are considered provisional and therefore should not be used to confirm or rule out an increase in newly reported cases in Florida.** The final year-end numbers are generated in July of the following year, after duplicate cases are removed from the dataset, as is customary of HIV surveillance in the US. “

Psyche H. Doe

HIV Surveillance Program Manager
Florida Health- Palm Beach County
1050 West 15th Street
2nd Floor, Room 18
Riviera Beach, FL 33404
(561) 840-3137 (office)
(561) 402-9773 (cell)

Mission: To protect, promote & improve the health of all people in Florida through integrated state, county & community efforts.

Reportable Diseases/Conditions in Florida

Practitioner List (Laboratory Requirements Differ)

Effective June 4, 2014



Did you know that you are required* to report certain diseases to your local county health department?

! Report immediately 24/7 by phone upon initial suspicion or laboratory test order

☎ Report immediately 24/7 by phone

• Report next business day

+ Other reporting timeframe

Birth Defects

+ Congenital anomalies

+ Neonatal abstinence syndrome (NAS)

Cancer

+ Cancer, excluding non-melanoma skin cancer and including benign and borderline intracranial and CNS tumors

HIV/AIDS

+ Acquired immune deficiency syndrome (AIDS)

+ Human immunodeficiency virus (HIV) infection

• HIV, exposed infants <18 months old born to an HIV-infected woman

STDs

• Chancroid

• Chlamydia

• Conjunctivitis in neonates <14 days old

• Gonorrhea

• Granuloma inguinale

• Herpes simplex virus (HSV) in infants <60 days old with disseminated infection and liver involvement; encephalitis; and infections limited to skin, eyes, and mouth; anogenital HSV in children <12 years old

• Human papillomavirus (HPV), associated laryngeal papillomas or recurrent respiratory papillomatosis in children <6 years old; anogenital papillomas in children <12 years old

• Lymphogranuloma venereum (LGV)

• Syphilis

☎ Syphilis in pregnant women and neonates

Tuberculosis

• Tuberculosis (TB)

All Others

! Outbreaks of any disease, any case, cluster of cases, or exposure to an infectious or non-infectious disease, condition, or agent found in the general community or any defined setting (e.g., hospital, school, other institution) not listed that is of urgent public health significance

☎ Amebic encephalitis

! Anthrax

• Arsenic poisoning

• Arboviral diseases not otherwise listed

! Botulism, foodborne, wound, and unspiced

• Botulism, infant

! Brucellosis

• California serogroup virus disease

• Campylobacteriosis

• Carbon monoxide poisoning

• Chikungunya fever

☎ Chikungunya fever, locally acquired

! Cholera (*Vibrio cholerae* type O1)

• Ciguatera fish poisoning

• Creutzfeldt-Jakob disease (CJD)

• Cryptosporidiosis

• Cyclosporiasis

• Dengue fever

☎ Dengue fever, locally acquired

! Diphtheria

• Eastern equine encephalitis

• Ehrlichiosis/anaplasmosis

• *Escherichia coli* infection, Shiga toxin-producing

• Giardiasis, acute

! Glanders

! *Haemophilus influenzae* invasive disease in children <5 years old

• Hansen's disease (leprosy)

☎ Hantavirus infection

☎ Hemolytic uremic syndrome (HUS)

☎ Hepatitis A

• Hepatitis B, C, D, E, and G

• Hepatitis B surface antigen in pregnant women or children <2 years old

☎ Herpes B virus, possible exposure

! Influenza A, novel or pandemic strains

☎ Influenza-associated pediatric mortality in children <18 years old

• Lead poisoning

• Legionellosis

• Leptospirosis

☎ Listeriosis

• Lyme disease

• Malaria

! Measles (rubeola)

! Melioidosis

• Meningitis, bacterial or mycotic

! Meningococcal disease

• Mercury poisoning

• Mumps

☎ Neurotoxic shellfish poisoning

☎ Pertussis

• Pesticide-related illness and injury, acute

! Plague

! Poliomyelitis

• Psittacosis (ornithosis)

• Q Fever

☎ Rabies, animal or human

! Rabies, possible exposure

! Ricin toxin poisoning

• Rocky Mountain spotted fever and other spotted fever rickettsioses

! Rubella

• St. Louis encephalitis

• Salmonellosis

• Saxitoxin poisoning (paralytic shellfish poisoning)

! Severe acute respiratory disease syndrome associated with coronavirus infection

• Shigellosis

! Smallpox

☎ Staphylococcal enterotoxin B poisoning

☎ *Staphylococcus aureus* infection, intermediate or full resistance to vancomycin (VISA, VRSA)

• *Streptococcus pneumoniae* invasive disease in children <6 years old

• Tetanus

• Trichinellosis (trichinosis)

! Tularemia

☎ Typhoid fever (*Salmonella* serotype Typhi)

! Typhus fever, epidemic

! Vaccinia disease

• Varicella (chickenpox)

! Venezuelan equine encephalitis

• Vibriosis (infections of *Vibrio* species and closely related organisms, excluding *Vibrio cholerae* type O1)

! Viral hemorrhagic fevers

• West Nile virus disease

! Yellow fever

*Section 381.0031 (2), *Florida Statutes (F.S.)*, provides that "Any practitioner licensed in this state to practice medicine, osteopathic medicine, chiropractic medicine, naturopathy, or veterinary medicine; any hospital licensed under part I of chapter 395; or any laboratory licensed under chapter 483 that diagnoses or suspects the existence of a disease of public health significance shall immediately report the fact to the Department of Health." Florida's county health departments serve as the Department's representative in this reporting requirement. Furthermore, Section 381.0031 (4), *F.S.* provides that "The department shall periodically issue a list of infectious or noninfectious diseases determined by it to be a threat to public health and therefore of significance to public health and shall furnish a copy of the list to the practitioners..."



Palm Beach Newly Reported Adult AIDS & HIV Infection Cases April 2016

Race/ Ethnicity		AIDS Cases (n)	Total (%)	HIV Cases (n)	Total (%)
Hispanic	All Races	11	19%	22	20%
Non Hispanic	Black	34	59%	54	49%
	White	11	19%	31	28%
	Other**	2	3%	4	4%
Total		58	100%	111	100%
Gender***					
Female		19	33%	32	29%
Male		39	67%	79	71%
Total		58	100%	111	100%
Diagnosis Age					
13-19		1	2%	6	5%
20-24		0	0%	9	8%
25-29		8	14%	18	16%
30-39		14	24%	31	28%
40-49		15	26%	17	15%
50-59		14	24%	21	19%
60-64		4	7%	6	5%
65-69		1	2%	3	3%
70+		1	2%	0	0%
Total		58	100%	111	100%
Risk/ Exposure					
Heterosexual Contact		23	40%	29	26%
IDU (injected drug use)		3	5%	3	3%
MSM (men who have sex with men)		15	26%	43	39%
MSM & IDU (men who have sex with men & inject drug)		2	3%	5	5%
Perinatal		1	2%	1	1%
NIR (no identified risk)		14	24%	30	27%
Total		58	100%	111	100%

HIV data includes those cases that have converted to AIDS. These HIV cases cannot be added with AIDS cases to get combined totals since the categories are not mutually exclusive.

Data Source: FL DOH, Bureau of Communicable Diseases, HIV/AIDS and Hepatitis Section, data as of April 30, 2016.

Note: Data are for persons >13 years of age for all categories. This data does not include Department of Corrections cases.

*Other includes all races not listed above. **There is not sufficient data to report transgender.



Palm Beach Living HIV/ AIDS Cases

Cumulative Data through April 2016

Race/ Ethnicity		Living AIDS		Living HIV		Total Living	
		Cases (N)	Total (%)	Cases (N)	Total (%)	Cases (N)	%
Hispanic	All Races	619	14%	557	15%	1176	14%
Non Hispanic	Black	2929	65%	1971	54%	4900	60%
	White	852	19%	1102	30%	1954	24%
	Other*	73	2%	52	1%	125	2%
Total		4473	100%	3682	100%	8155	100%
Gender**							
Female		1695	38%	1318	36%	3013	37%
Male		2778	62%	2364	64%	5142	63%
Total		4473	100%	3682	100%	8155	100%
Age							
00-04		1	0%	2	0%	3	0%
05-12		1	0%	12	0%	13	0%
13-19		25	1%	32	1%	57	1%
20-29		172	4%	411	11%	583	7%
30-39		452	10%	681	18%	1133	14%
40-49		1114	25%	905	25%	2019	25%
50-59		1631	36%	1010	27%	2641	32%
60-64		504	11%	306	8%	810	10%
65-69		307	7%	184	5%	491	6%
70+		266	6%	139	4%	405	5%
Total		4473	100%	3682	100%	8155	100%
Risk/ Exposure							
Heterosexual Contact		2441	55%	1594	43%	4035	49%
IDU (injected drug use)		297	7%	166	5%	463	6%
MSM (men who have sex with men)		1159	26%	1389	38%	2548	31%
MSM & IDU (men who have sex with men & inject drug)		77	2%	82	2%	159	2%
NIR (no identified risk)		403	9%	394	11%	797	10%
Perinatal		83	2%	54	1%	137	2%
Other		13	0%	3	0%	16	0%
Total		4473	100%	3682	100%	8155	100%

* Other includes all races not listed above. **There is not sufficient data to report transgender.

Data Source: FL DOH, Bureau of Communicable Diseases, HIV/AIDS and Hepatitis Section, data as of April 30, 2016.

Note: This living data represents HIV disease cases currently living in Palm Beach County, regardless of where they were diagnosed.

This data does not include Department of Corrections cases. The age groups for people living with HIV/AIDS are for current age.



Palm Beach Living HIV/ AIDS by Eastern/ Western County

Cumulative Data through April 2016

		Eastern Palm Beach Living HIV/AIDS*		Western Palm Beach Living HIV/ AIDS **		Total Palm Beach Living	
Race/ Ethnicity		Cases (N)	Total (%)	Cases (N)	Total (%)	Cases (N)	Total (%)
Hispanic	All Races	1137	15%	39	6%	1176	14%
Non Hispanic	Black	4309	58%	591	89%	4900	60%
	White	1928	26%	26	4%	1954	24%
	Other***	118	2%	7	1%	125	2%
Total		7492	100%	663	100%	8155	100%
Gender							
Female		2729	36%	284	43%	3013	37%
Male		4763	64%	379	57%	5142	63%
Total		7492	100%	663	100%	8155	100%
Diagnosis Age							
00-04		2	0%	1	0%	3	0%
05-12		13	0%	0	0%	13	0%
13-19		48	1%	9	1%	57	1%
20-29		542	7%	41	6%	583	7%
30-39		1072	14%	61	9%	1133	14%
40-49		1877	25%	142	21%	2019	25%
50-59		2433	32%	208	31%	2641	32%
60-64		735	10%	75	11%	810	10%
65-69		428	6%	63	10%	491	6%
70+		342	5%	63	10%	405	5%
Total		7492	100%	663	100%	8155	100%
Risk/ Exposure							
Heterosexual Contact		3560	48%	475	72%	4035	49%
IDU (injected drug use)		428	6%	35	5%	463	6%
MSM (men who have sex with men)		2474	33%	74	11%	2548	31%
MSM & IDU (men who have sex with men & inject drug)		157	2%	2	0%	159	2%
NIR (no identified risk)		739	10%	58	9%	797	10%
Perinatal Exposure		118	2%	19	3%	137	2%
Other		16	0%	0	0%	16	0%
Total		7492	100%	663	100%	8155	100%

*** Other includes all races not listed above.

** Western Palm Beach includes Belle Glade, Pahokee, South Bay, Canal Point, Lake Harbor and Bryant.

* Eastern Palm Beach includes all cities not listed as Western Palm Beach.

Data Source: FL DOH, Bureau of Communicable Diseases, HIV/AIDS and Hepatitis Section, data as of April 30, 2016.

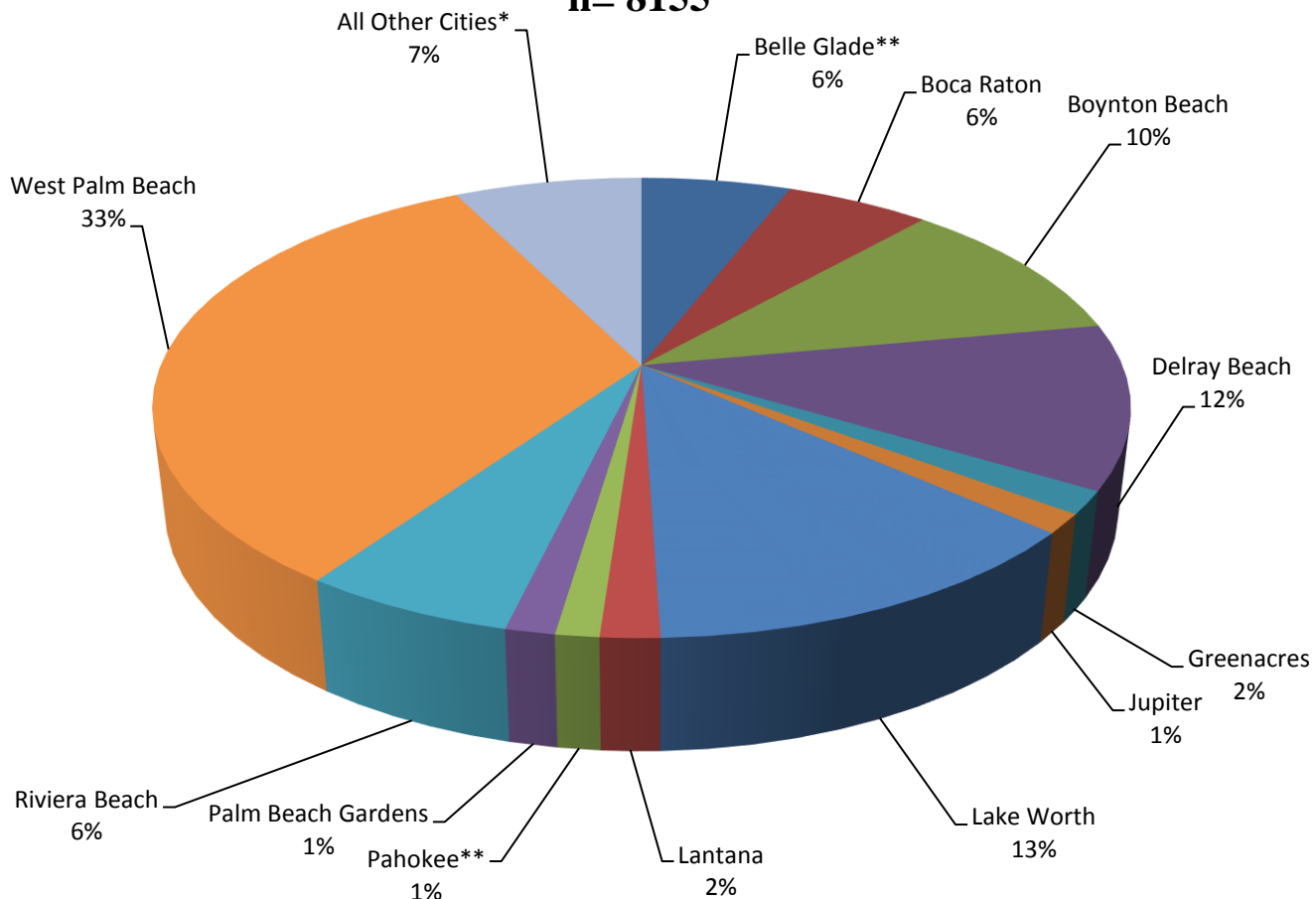
Note: This data does not include Department of Corrections cases.

This living data represents HIV disease cases currently living in Palm Beach County, regardless of where they were diagnosed.

Palm Beach Living HIV/AIDS Cases Diagnosed and Currently Living in Palm Beach County

City	Eastern/ Western Living HIV/AIDS Cases	Percent of Living Cases
Belle Glade**	483	6%
Boca Raton	464	6%
Boynton Beach	852	10%
Delray Beach	939	12%
Greenacres	130	2%
Jupiter	111	1%
Lake Worth	1056	13%
Lantana	135	2%
Pahokee**	99	1%
Palm Beach Gardens	113	1%
Riviera Beach	485	6%
West Palm Beach	2683	33%
All Other Cities*	605	7%
Total	8155	100%

Percent of Living HIV/AIDS by Eastern/Western County n= 8155



Data Source: FL DOH, Bureau of Communicable Diseases, HIV/AIDS and Hepatitis Section, data as of April 30, 2016.

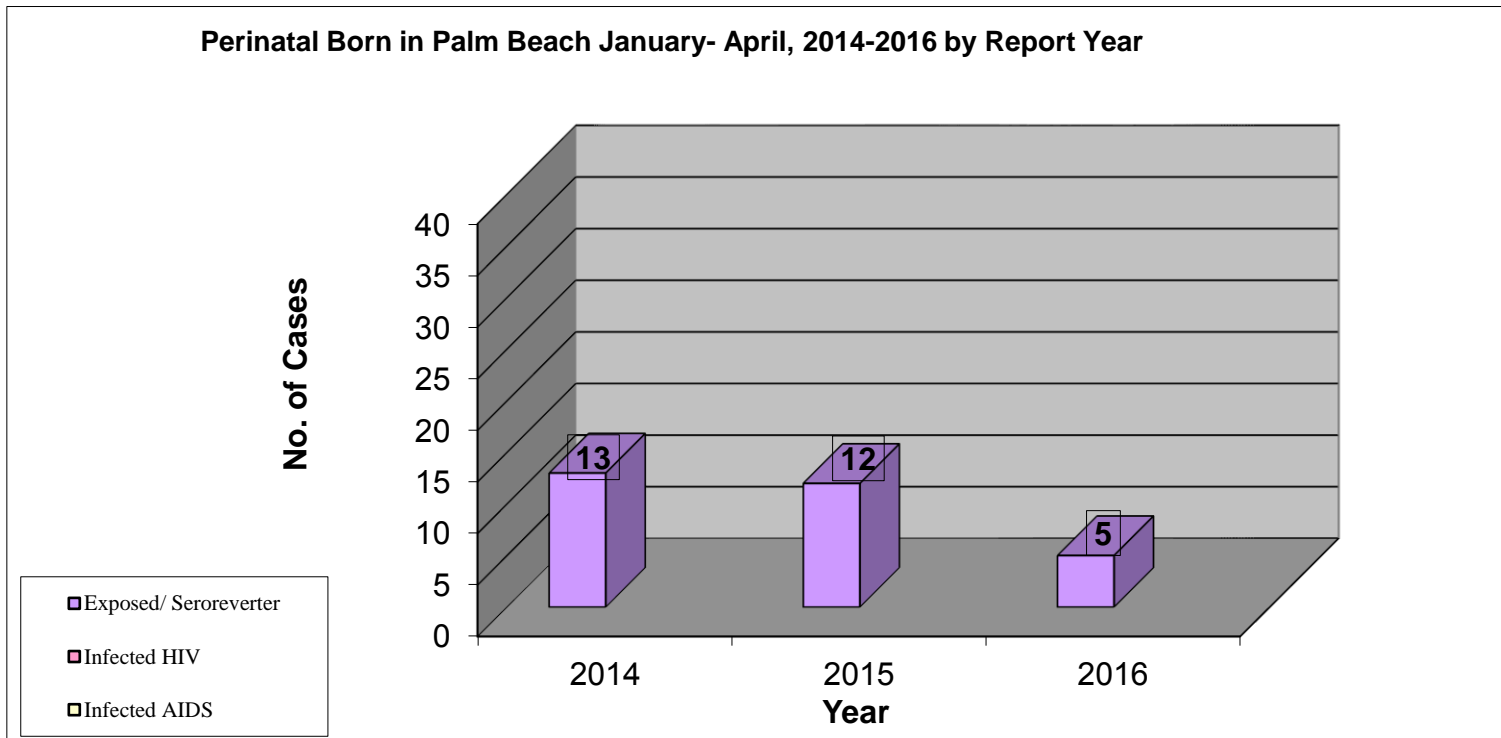
* Other cities is a combination of the cities that had less than 100 cases per city.

** Western Palm Beach includes Belle Glade, Pahokee, South Bay, Canal Point, Lake Harbor and Bryant.

*** Eastern Palm Beach includes all cities not listed as Western Palm Beach.

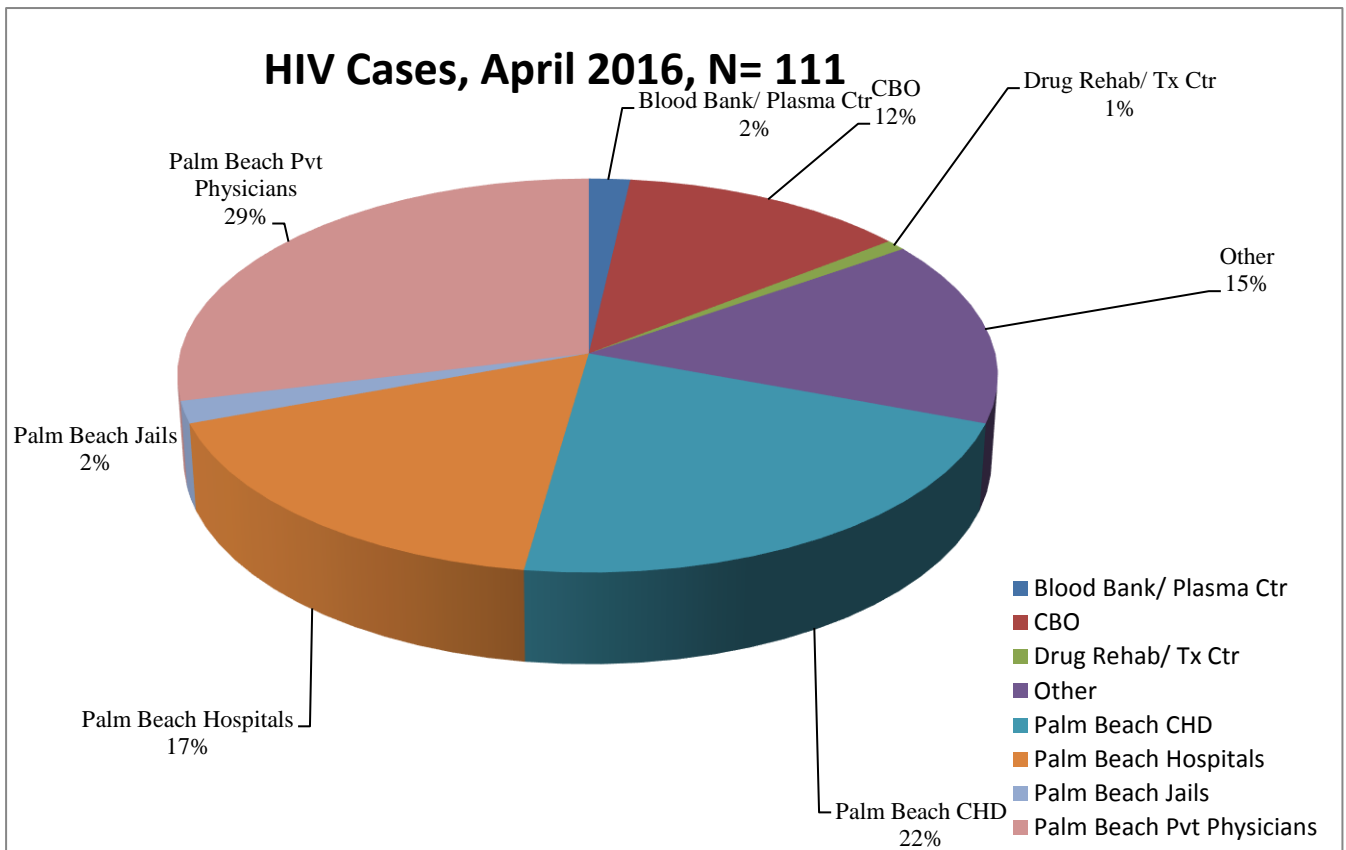
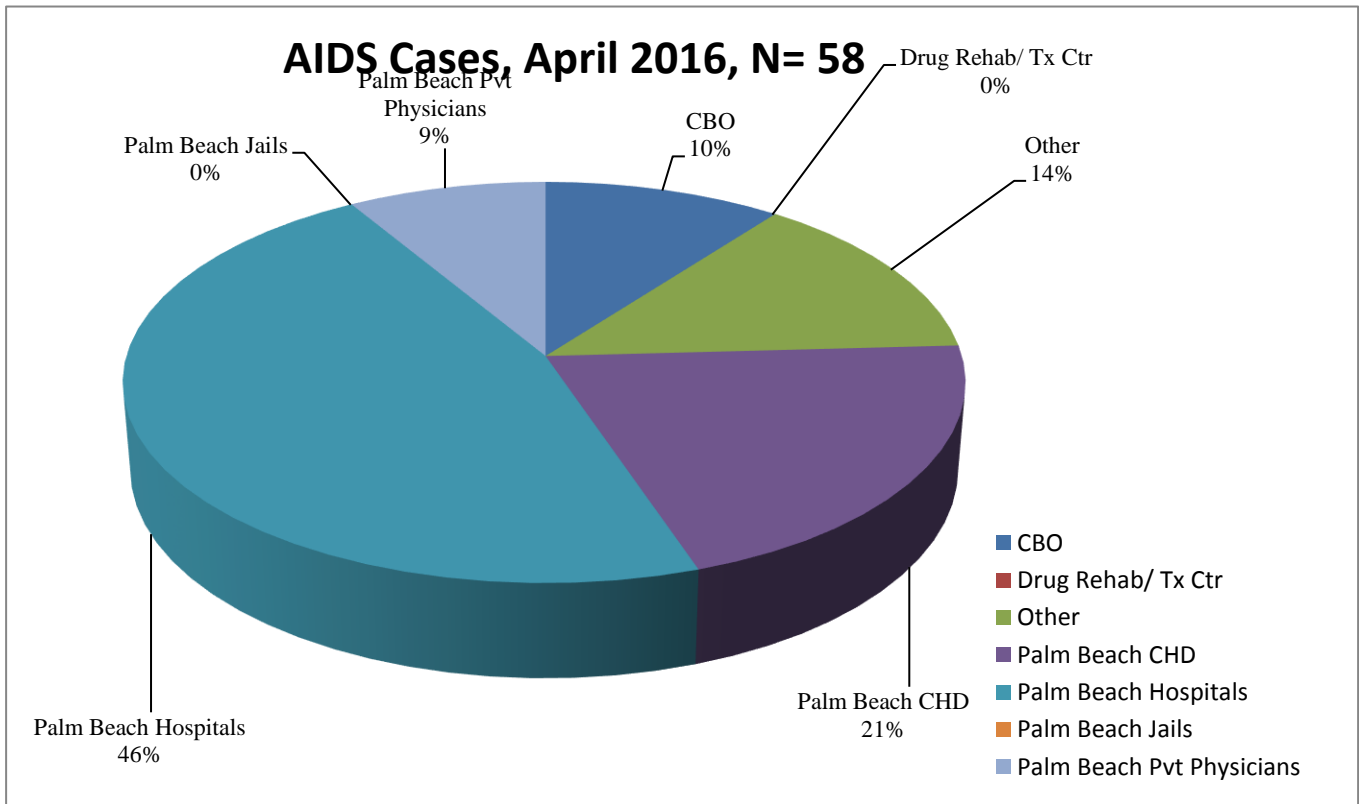
Note: This living data represents HIV disease cases currently living in Palm Beach County, regardless of where they were diagnosed.

Palm Beach Perinatal by Month/Year of Birth								
	Apr 2014		Apr 2015		Apr 2016		2014-2015	2015-2016
	No.	% Exposed	No.	% Exposed	No.	% Exposed	% Change	% Change
No. Exposed/ Seroreverter	13	100%	12	100%	5	100%	-8%	-58%
No. Infected HIV (not AIDS)	0	0%	0	0%	0	0%	0%	0%
No. Infected AIDS	0	0%	0	0%	0	0%	0%	0%
Total Born	13		12		5			



Data Source: FL DOH, Bureau of Communicable Diseases, HIV/AIDS and Hepatitis Section, data as of April 30, 2016.

Palm Beach Newly Reported AIDS/HIV Cases by Facility Type, April 2016



Data Source: FL DOH, Bureau of Communicable Diseases, HIV/AIDS and Hepatitis Section, data as of April 30, 2016.
 CBO= Community Based Organization, CHD= County Health Department, Pvt= Private, Other= all other facilities (<6 cases)



Data Request and Disease Reporting Information

Request Data Information

For specific data request or to be added to our local HIV Surveillance statistics and reports distribution list, please call HIV Surveillance Manager at (561) 840-3137 or email Psyche.Doe@flhealth.gov .

For State HIV/ AIDS statistics, please visit the following website: www.floridahealth.gov/diseases-and-conditions/aids/surveillance/

For National HIV/AIDS statistics, please visit the following website: www.cdc.gov/hiv/statistics/

Florida CHARTS is a single Internet web site through which the general public, local health planners, researchers, Department of Health employees and others can easily access health indicator data at the community and statewide level for the State of Florida. Please visit the following website: www.floridacharts.com/charts/CommunicableDiseases/

HIV/AIDS Disease Reporting Information

For HIV/AIDS Reportable Disease reporting, please call any of the following HIV Surveillance staff:

Mailing Address: Florida Health- Palm Beach County
1050 W. 15th Street
Riviera Beach, FL 33404

Psyche Doe (561) 840-3137, **no faxing allowed**
HIV Surveillance Manager

Lotoriea Barnett (561) 840-0144
Human Services Program Consultant I

Yolanda Jones (561) 840-0161
Human Services Program Consultant I

Tagan Holland (561) 840- 0151
Human Services Program Analyst (NIR Coordinator)

Heidi Allen (561) 840-0152
Records Technician

***HIV test results are considered "super confidential" health information and should not be faxed.**

STD, TB and EPI Disease Reporting Information

Please contact the following offices for Reportable Diseases/Conditions other than HIV/AIDS:

	Phone	Fax
STD Surveillance	(561) 803-7326	(561) 840-0148

TB Surveillance	(561) 803-7342	(561) 840-0171
------------------------	----------------	----------------

EPI Surveillance	(561) 671-4184	(561) 837-5330
-------------------------	----------------	----------------

EPI Surveillance After Hours (561) 840-4500, **after 5:00 pm and weekends**

For a list of Reportable Disease/Conditions, please see attached list. Please note the Reportable Diseases/Conditions in Florida List has been revised, as of June 4, 2014.

****Section 381.0031 (2), Florida Statutes (F.S.), provides that "Any practitioner licensed in this state to practice medicine, osteopathic medicine, chiropractic medicine, naturopathy, or veterinary medicine; any hospital licensed under part I of chapter 395; or any laboratory licensed under chapter 483 that diagnoses or suspects the existence of a disease of public health significance shall immediately report the fact to the Department of Health." Florida's county health departments serve as the Department's representative in this reporting requirement. Furthermore, Section 381.0031 (4), F.S. provides that "The department shall periodically issue a list of infectious or noninfectious***