



HIV Surveillance Monthly Reports

Please Note: “Current HIV Infection data by year of report reflects any case meeting the CDC definition of ‘HIV infection’ which includes all newly reported HIV cases and newly reported AIDS cases with no previous report of HIV in Florida. If a case is later identified as being previously diagnosed and reported from another state, the case will no longer be reflected as a Florida case and the data will be adjusted accordingly. **Data from the most recent calendar year (2016) are considered provisional and therefore should not be used to confirm or rule out an increase in newly reported cases in Florida.** The final year-end numbers are generated in July of the following year, after duplicate cases are removed from the dataset, as is customary of HIV surveillance in the US. “

Psyche H. Doe

HIV Surveillance Program Manager
Florida Health- Palm Beach County
1050 West 15th Street
2nd Floor, Room 18
Riviera Beach, FL 33404
(561) 840-3137 (office)
(561) 402-9773 (cell)

Mission: To protect, promote & improve the health of all people in Florida through integrated state, county & community efforts.



Data Request and Disease Reporting Information

Request Data Information

For specific data request or to be added to our local HIV Surveillance statistics and reports distribution list, please call HIV Surveillance Manager at (561) 840-3137 or email Psyche.Doe@flhealth.gov .

For State HIV/ AIDS statistics, please visit the following website: www.floridahealth.gov/diseases-and-conditions/aids/surveillance/

For National HIV/AIDS statistics, please visit the following website: www.cdc.gov/hiv/statistics/

Florida CHARTS is a single Internet web site through which the general public, local health planners, researchers, Department of Health employees and others can easily access health indicator data at the community and statewide level for the State of Florida. Please visit the following website: www.floridacharts.com/charts/CommunicableDiseases/

HIV/AIDS Disease Reporting Information

For HIV/AIDS Reportable Disease reporting, please call any of the following HIV Surveillance staff:

Mailing Address: Florida Health- Palm Beach County
1050 W. 15th Street
Riviera Beach, FL 33404

Psyche Doe (561) 840-3137, **no faxing allowed**
HIV Surveillance Manager

Lotoriea Barnett (561) 840-0144
Human Services Program Consultant I

Yolanda Jones (561) 840-0161
Human Services Program Consultant I

Tagan Holland (561) 840- 0151
Human Services Program Analyst (NIR Coordinator)

Heidi Allen (561) 840-0152
Records Technician

***HIV test results are considered "super confidential" health information and should not be faxed.**

STD, TB and EPI Disease Reporting Information

Please contact the following offices for Reportable Diseases/Conditions other than HIV/AIDS:

	Phone	Fax
STD Surveillance	(561) 803-7326	(561) 840-0148

TB Surveillance	(561) 803-7342	(561) 840-0171
------------------------	----------------	----------------

EPI Surveillance	(561) 671-4184	(561) 837-5330
-------------------------	----------------	----------------

EPI Surveillance After Hours (561) 840-4500, **after 5:00 pm and weekends**

For a list of Reportable Disease/Conditions, please see attached list. Please note the Reportable Diseases/Conditions in Florida List has been revised, as of June 4, 2014.

****Section 381.0031 (2), Florida Statutes (F.S.), provides that "Any practitioner licensed in this state to practice medicine, osteopathic medicine, chiropractic medicine, naturopathy, or veterinary medicine; any hospital licensed under part I of chapter 395; or any laboratory licensed under chapter 483 that diagnoses or suspects the existence of a disease of public health significance shall immediately report the fact to the Department of Health." Florida's county health departments serve as the Department's representative in this reporting requirement. Furthermore, Section 381.0031 (4), F.S. provides that "The department shall periodically issue a list of infectious or noninfectious***

Reportable Diseases/Conditions in Florida

Practitioner List (Laboratory Requirements Differ)

Effective June 4, 2014



Did you know that you are required* to report certain diseases to your local county health department?

! Report immediately 24/7 by phone upon initial suspicion or laboratory test order

☎ Report immediately 24/7 by phone

• Report next business day

+ Other reporting timeframe

Birth Defects

+ Congenital anomalies

+ Neonatal abstinence syndrome (NAS)

Cancer

+ Cancer, excluding non-melanoma skin cancer and including benign and borderline intracranial and CNS tumors

HIV/AIDS

+ Acquired immune deficiency syndrome (AIDS)

+ Human immunodeficiency virus (HIV) infection

• HIV, exposed infants <18 months old born to an HIV-infected woman

STDs

• Chancroid

• Chlamydia

• Conjunctivitis in neonates <14 days old

• Gonorrhea

• Granuloma inguinale

• Herpes simplex virus (HSV) in infants <60 days old with disseminated infection and liver involvement; encephalitis; and infections limited to skin, eyes, and mouth; anogenital HSV in children <12 years old

• Human papillomavirus (HPV), associated laryngeal papillomas or recurrent respiratory papillomatosis in children <6 years old; anogenital papillomas in children <12 years old

• Lymphogranuloma venereum (LGV)

• Syphilis

☎ Syphilis in pregnant women and neonates

Tuberculosis

• Tuberculosis (TB)

All Others

! Outbreaks of any disease, any case, cluster of cases, or exposure to an infectious or non-infectious disease, condition, or agent found in the general community or any defined setting (e.g., hospital, school, other institution) not listed that is of urgent public health significance

☎ Amebic encephalitis

! Anthrax

• Arsenic poisoning

• Arboviral diseases not otherwise listed

! Botulism, foodborne, wound, and unspiced

• Botulism, infant

! Brucellosis

• California serogroup virus disease

• Campylobacteriosis

• Carbon monoxide poisoning

• Chikungunya fever

☎ Chikungunya fever, locally acquired

! Cholera (*Vibrio cholerae* type O1)

• Ciguatera fish poisoning

• Creutzfeldt-Jakob disease (CJD)

• Cryptosporidiosis

• Cyclosporiasis

• Dengue fever

☎ Dengue fever, locally acquired

! Diphtheria

• Eastern equine encephalitis

• Ehrlichiosis/anaplasmosis

• *Escherichia coli* infection, Shiga toxin-producing

• Giardiasis, acute

! Glanders

! *Haemophilus influenzae* invasive disease in children <5 years old

• Hansen's disease (leprosy)

☎ Hantavirus infection

☎ Hemolytic uremic syndrome (HUS)

☎ Hepatitis A

• Hepatitis B, C, D, E, and G

• Hepatitis B surface antigen in pregnant women or children <2 years old

☎ Herpes B virus, possible exposure

! Influenza A, novel or pandemic strains

☎ Influenza-associated pediatric mortality in children <18 years old

• Lead poisoning

• Legionellosis

• Leptospirosis

☎ Listeriosis

• Lyme disease

• Malaria

! Measles (rubeola)

! Melioidosis

• Meningitis, bacterial or mycotic

! Meningococcal disease

• Mercury poisoning

• Mumps

☎ Neurotoxic shellfish poisoning

☎ Pertussis

• Pesticide-related illness and injury, acute

! Plague

! Poliomyelitis

• Psittacosis (ornithosis)

• Q Fever

☎ Rabies, animal or human

! Rabies, possible exposure

! Ricin toxin poisoning

• Rocky Mountain spotted fever and other spotted fever rickettsioses

! Rubella

• St. Louis encephalitis

• Salmonellosis

• Saxitoxin poisoning (paralytic shellfish poisoning)

! Severe acute respiratory disease syndrome associated with coronavirus infection

• Shigellosis

! Smallpox

☎ Staphylococcal enterotoxin B poisoning

☎ *Staphylococcus aureus* infection, intermediate or full resistance to vancomycin (VISA, VRSA)

• *Streptococcus pneumoniae* invasive disease in children <6 years old

• Tetanus

• Trichinellosis (trichinosis)

! Tularemia

☎ Typhoid fever (*Salmonella* serotype Typhi)

! Typhus fever, epidemic

! Vaccinia disease

• Varicella (chickenpox)

! Venezuelan equine encephalitis

• Vibriosis (infections of *Vibrio* species and closely related organisms, excluding *Vibrio cholerae* type O1)

! Viral hemorrhagic fevers

• West Nile virus disease

! Yellow fever

*Section 381.0031 (2), *Florida Statutes* (F.S.), provides that "Any practitioner licensed in this state to practice medicine, osteopathic medicine, chiropractic medicine, naturopathy, or veterinary medicine; any hospital licensed under part I of chapter 395; or any laboratory licensed under chapter 483 that diagnoses or suspects the existence of a disease of public health significance shall immediately report the fact to the Department of Health." Florida's county health departments serve as the Department's representative in this reporting requirement. Furthermore, Section 381.0031 (4), F.S. provides that "The department shall periodically issue a list of infectious or noninfectious diseases determined by it to be a threat to public health and therefore of significance to public health and shall furnish a copy of the list to the practitioners..."



Palm Beach Newly Diagnosed Adult AIDS & HIV Infection Cases January-November 2016

Race/ Ethnicity		AIDS Cases (n)	Total (%)	HIV Cases (n)	Total (%)
Hispanic	All Races	19	14%	64	21%
Non Hispanic	Black	86	62%	151	50%
	White	31	22%	80	26%
	Other**	3	2%	9	3%
Total		139	100%	304	100%
Gender***					
Female		47	34%	83	27%
Male		92	66%	221	73%
Total		139	100%	304	100%
Diagnosis Age					
13-19		2	1%	8	3%
20-24		4	3%	30	10%
25-29		16	12%	49	16%
30-39		28	20%	74	24%
40-49		32	23%	49	16%
50-59		37	27%	59	19%
60-64		13	9%	15	5%
65-69		5	4%	13	4%
70+		2	1%	7	2%
Total		139	100%	304	100%
Risk/ Exposure					
Heterosexual Contact		67	48%	93	31%
IDU (injected drug use)		5	4%	8	3%
MSM (men who have sex with men)		35	25%	125	41%
MSM & IDU (men who have sex with men & inject drug)		5	4%	5	2%
Perinatal		2	1%	1	0%
NIR (no identified risk)		25	18%	72	24%
Total		139	100%	304	100%

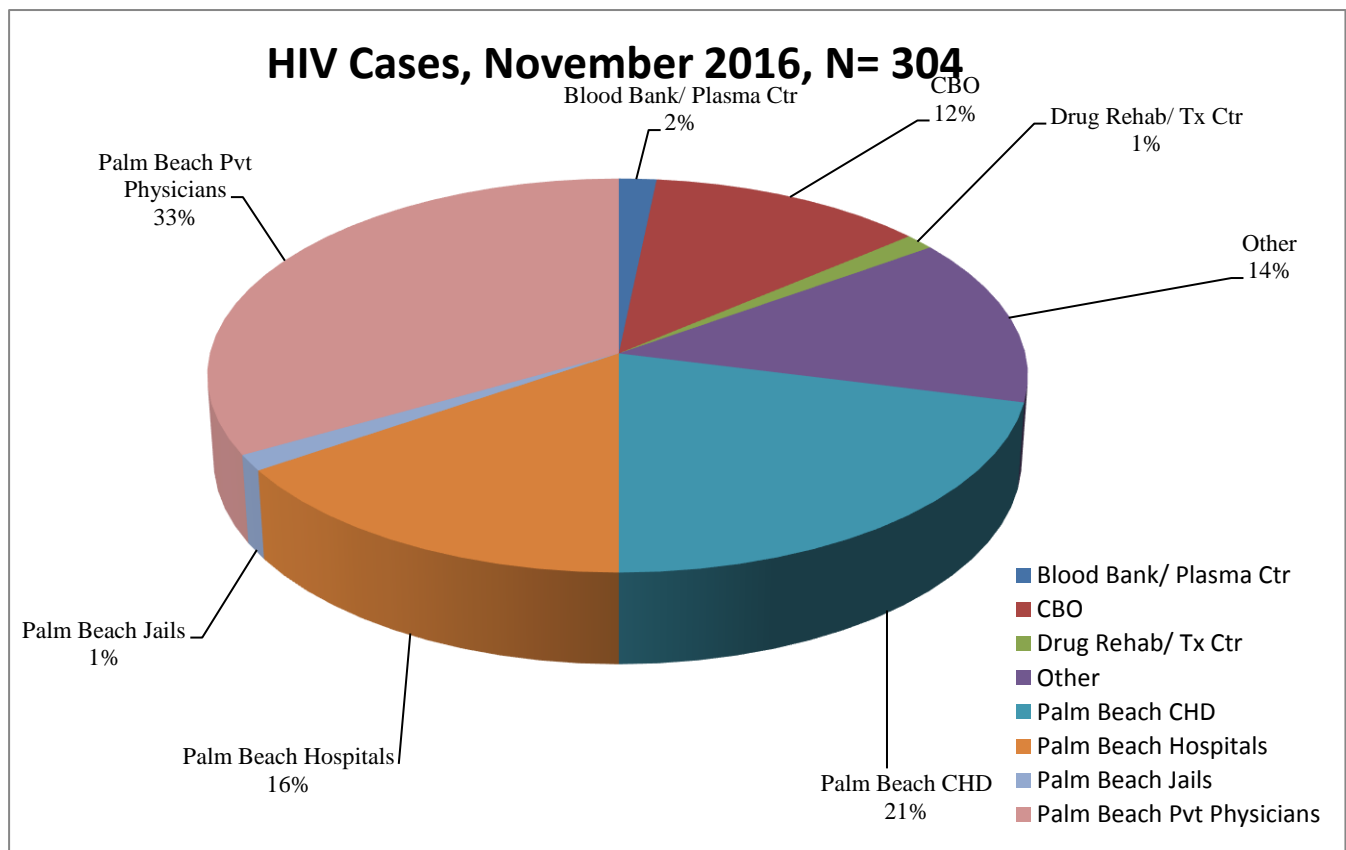
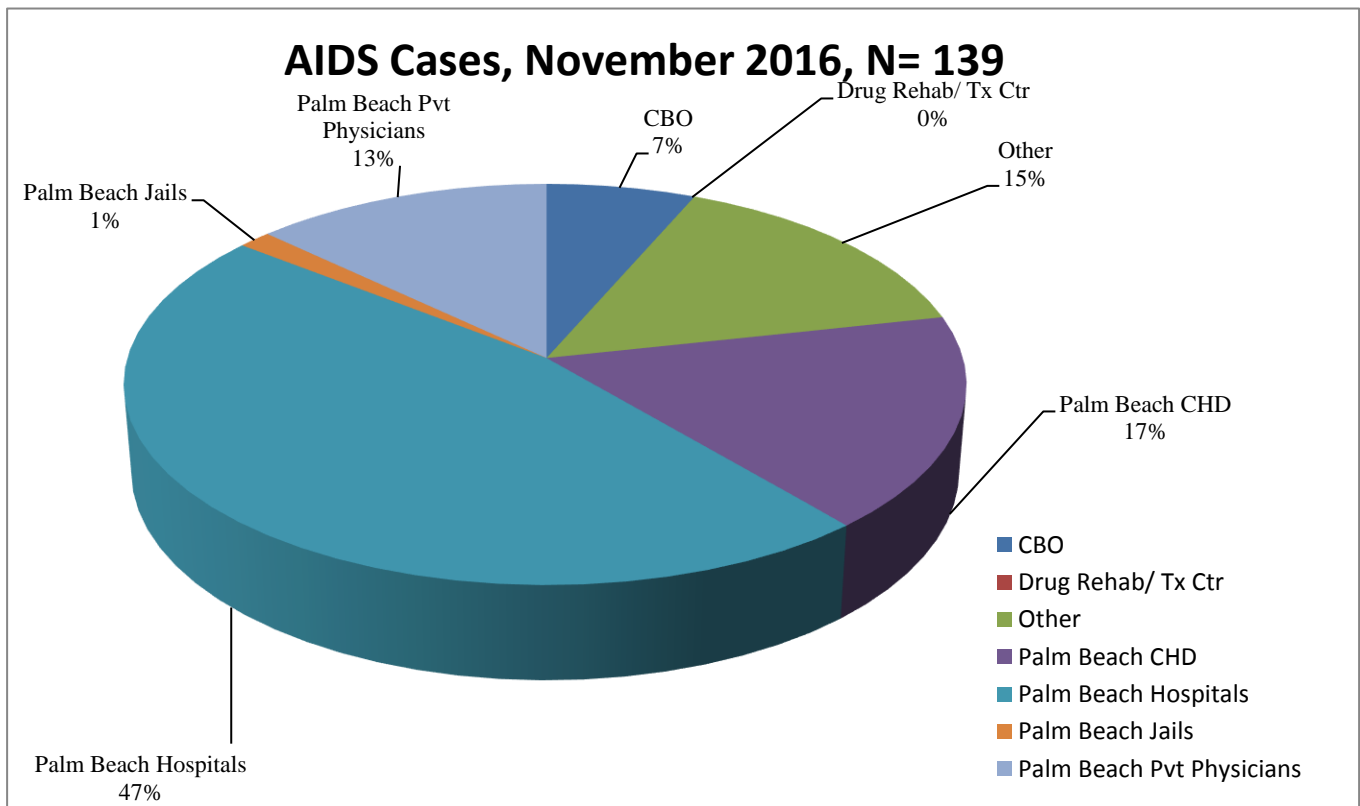
HIV data includes those cases that have converted to AIDS. These HIV cases cannot be added with AIDS cases to get combined totals since the categories are not mutually exclusive.

Data Source: FL DOH, Bureau of Communicable Diseases, HIV/AIDS and Hepatitis Section, data as of November 30, 2016.

Note: Data are for persons >13 years of age for all categories. This data does not include Department of Corrections cases.

*Other includes all races not listed above. **There is not sufficient data to report transgender.

Palm Beach Newly Diagnosed AIDS/HIV Cases by Facility Type, November 2016



Data Source: FL DOH, Bureau of Communicable Diseases, HIV/AIDS and Hepatitis Section, data as of November 30, 2016. CBO= Community Based Organization, CHD= County Health Department, Pvt= Private, Other= all other facilities (<6 cases)



Palm Beach Living HIV/ AIDS Cases

Cumulative Data through November 2016

Race/ Ethnicity		Living AIDS		Living HIV		Total Living	
		Cases (N)	Total (%)	Cases (N)	Total (%)	Cases (N)	%
Hispanic	All Races	604	14%	575	15%	1179	14%
Non Hispanic	Black	2923	66%	1989	53%	4912	60%
	White	827	19%	1140	30%	1967	24%
	Other*	74	2%	63	2%	137	2%
Total		4428	100%	3767	100%	8195	100%
Gender**							
Female		1686	38%	1320	35%	3006	37%
Male		2742	62%	2447	65%	5189	63%
Total		4428	100%	3767	100%	8195	100%
Age							
00-04		1	0%	2	0%	3	0%
05-12		2	0%	10	0%	12	0%
13-19		25	1%	29	1%	54	1%
20-29		161	4%	409	11%	570	7%
30-39		435	10%	722	19%	1157	14%
40-49		1059	24%	878	23%	1937	24%
50-59		1605	36%	1037	28%	2642	32%
60-64		530	12%	326	9%	856	10%
65-69		329	7%	194	5%	523	6%
70+		281	6%	160	4%	441	5%
Total		4428	100%	3767	100%	8195	100%
Risk/ Exposure							
Heterosexual Contact		2427	55%	1608	43%	4035	49%
IDU (injected drug use)		297	7%	179	5%	476	6%
MSM (men who have sex with men)		1136	26%	1453	39%	2589	32%
MSM & IDU (men who have sex with men & inject drug)		77	2%	88	2%	165	2%
NIR (no identified risk)		391	9%	383	10%	774	9%
Perinatal		87	2%	53	1%	140	2%
Other		13	0%	3	0%	16	0%
Total		4428	100%	3767	100%	8195	100%

* Other includes all races not listed above. **There is not sufficient data to report transgender.

Data Source: FL DOH, Bureau of Communicable Diseases, HIV/AIDS and Hepatitis Section, data as of November 30, 2016.

Note: This living data represents HIV disease cases currently living in Palm Beach County, regardless of where they were diagnosed.

This data does not include Department of Corrections cases. The age groups for people living with HIV/AIDS are for current age.



Palm Beach Living HIV/ AIDS by Eastern/ Western County

Cumulative Data through November 2016

		Eastern Palm Beach Living HIV/AIDS*		Western Palm Beach Living HIV/ AIDS **		Total Palm Beach Living	
Race/ Ethnicity		Cases (N)	Total (%)	Cases (N)	Total (%)	Cases (N)	Total (%)
Hispanic	All Races	1139	15%	40	6%	1179	14%
Non Hispanic	Black	4321	57%	591	89%	4912	60%
	White	1939	26%	28	4%	1967	24%
	Other***	129	2%	8	1%	137	2%
Total		7528	100%	667	100%	8195	100%
Gender							
Female		2727	36%	277	42%	3004	37%
Male		4801	64%	390	58%	5191	63%
Total		7528	100%	667	100%	8195	100%
Diagnosis Age							
00-04		2	0%	1	0%	3	0%
05-12		12	0%	0	0%	12	0%
13-19		45	1%	9	1%	54	1%
20-29		529	7%	41	6%	570	7%
30-39		1088	14%	69	10%	1157	14%
40-49		1812	24%	125	19%	1937	24%
50-59		2436	32%	206	31%	2642	32%
60-64		777	10%	79	12%	856	10%
65-69		454	6%	69	10%	523	6%
70+		373	5%	68	10%	441	5%
Total		7528	100%	667	100%	8195	100%
Risk/ Exposure							
Heterosexual Contact		3565	47%	470	70%	4035	49%
IDU (injected drug use)		437	6%	39	6%	476	6%
MSM (men who have sex with men)		2511	33%	78	12%	2589	32%
MSM & IDU (men who have sex with men & inject drug)		164	2%	1	0%	165	2%
NIR (no identified risk)		716	10%	58	9%	774	9%
Perinatal Exposure		119	2%	21	3%	140	2%
Other		16	0%	0	0%	16	0%
Total		7528	100%	667	100%	8195	100%

*** Other includes all races not listed above.

** Western Palm Beach includes Belle Glade, Pahokee, South Bay, Canal Point, Lake Harbor and Bryant.

* Eastern Palm Beach includes all cities not listed as Western Palm Beach.

Data Source: FL DOH, Bureau of Communicable Diseases, HIV/AIDS and Hepatitis Section, data as of November 30, 2016.

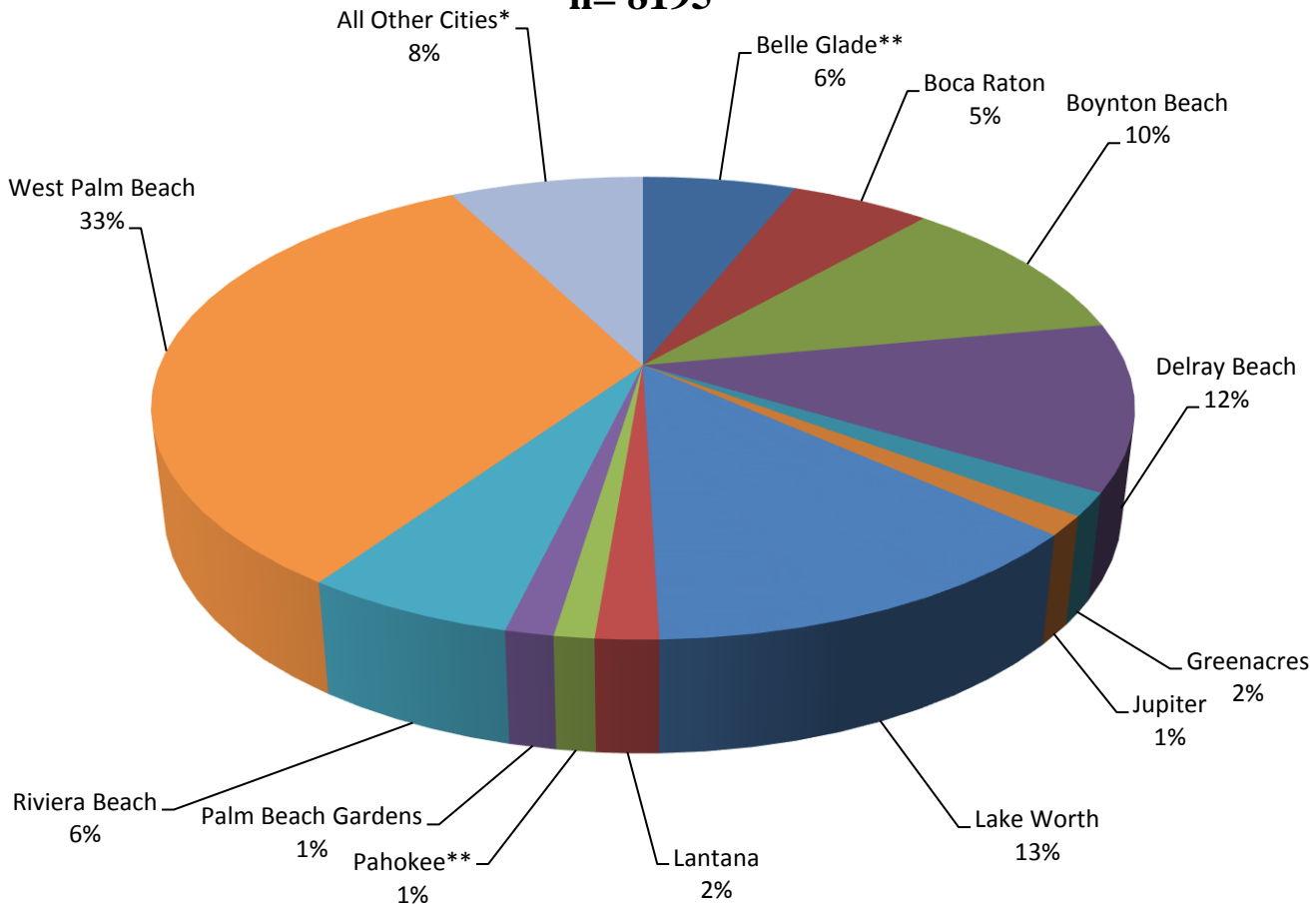
Note: This data does not include Department of Corrections cases.

This living data represents HIV disease cases currently living in Palm Beach County, regardless of where they were diagnosed.

Palm Beach Living HIV/AIDS Cases Currently Living in Palm Beach County

City	Eastern/ Western Living HIV/AIDS Cases	Percent of Living Cases
Belle Glade**	495	6%
Boca Raton	449	5%
Boynton Beach	862	11%
Delray Beach	950	12%
Greenacres	132	2%
Jupiter	112	1%
Lake Worth	1061	13%
Lantana	143	2%
Pahokee**	91	1%
Palm Beach Gardens	110	1%
Riviera Beach	480	6%
West Palm Beach	2685	33%
All Other Cities*	625	8%
Total	8195	100%

Percent of Living HIV/AIDS by Eastern/Western County n= 8195



Data Source: FL DOH, Bureau of Communicable Diseases, HIV/AIDS and Hepatitis Section, data as of November 30, 2016.

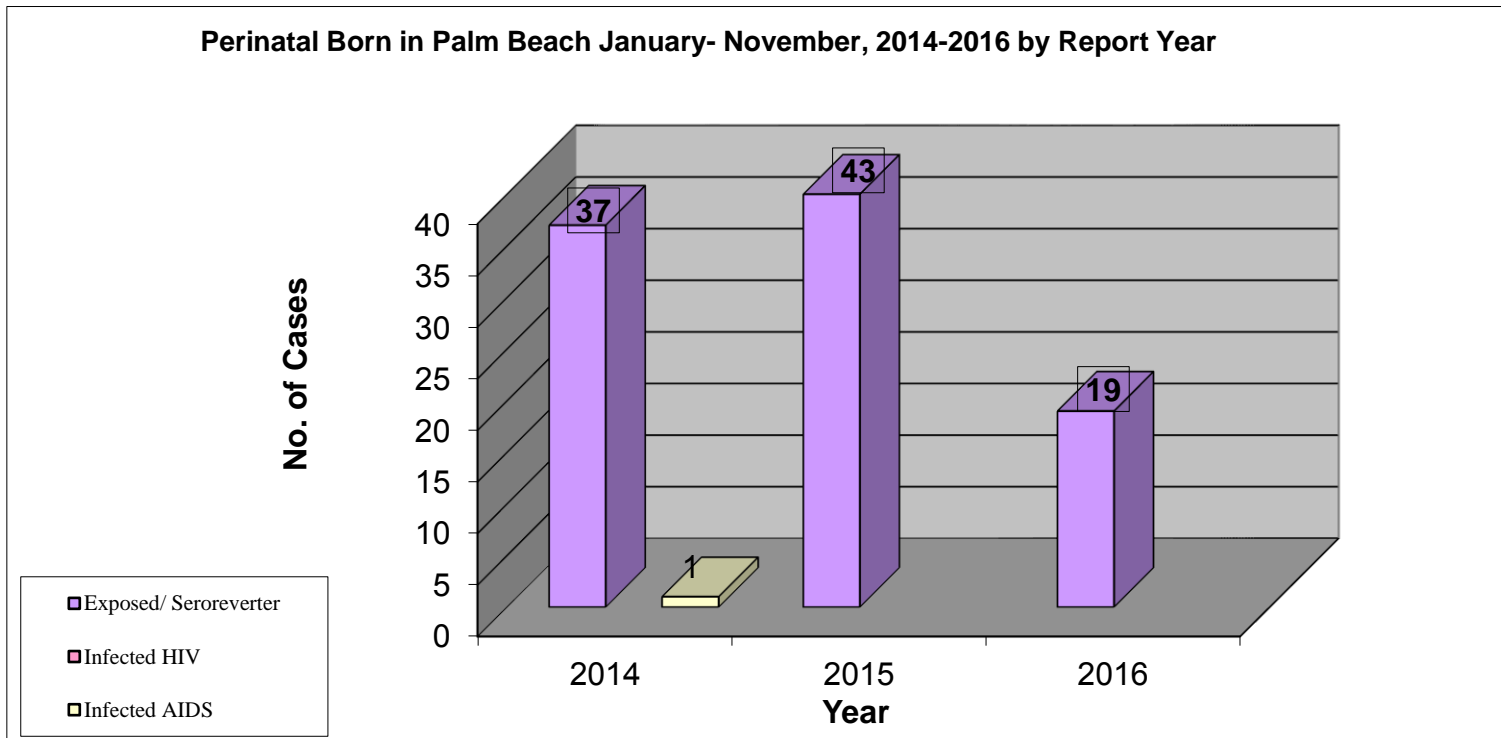
* Other cities is a combination of the cities that had less than 100 cases per city.

** Western Palm Beach includes Belle Glade, Pahokee, South Bay, Canal Point, Lake Harbor and Bryant.

*** Eastern Palm Beach includes all cities not listed as Western Palm Beach.

Note: This living data represents HIV disease cases currently living in Palm Beach County, regardless of where they were diagnosed.

Palm Beach Perinatal by Month/Year of Birth								
	November 2014		November 2015		November 2016		2014-2015	2015-2016
	No.	% Exposed	No.	% Exposed	No.	% Exposed	% Change	% Change
No. Exposed/ Seroreverter	37	97%	43	100%	19	100%	16%	-56%
No. Infected HIV (not AIDS)	0	0%	0	0%	0	0%	0%	0%
No. Infected AIDS	1	3%	0	0%	0	0%	0%	0%
Total Born	38		43		19			



Data Source: FL DOH, Bureau of Communicable Diseases, HIV/AIDS and Hepatitis Section, data as of November 30, 2016.