



## HIV Surveillance Monthly Reports

**Please Note:** “Current HIV Infection data by year of report reflects any case meeting the CDC definition of ‘HIV infection’ which includes all newly reported HIV cases and newly reported AIDS cases with no previous report of HIV in Florida. If a case is later identified as being previously diagnosed and reported from another state, the case will no longer be reflected as a Florida case and the data will be adjusted accordingly. **Data from the most recent calendar year (2016) are considered provisional and therefore should not be used to confirm or rule out an increase in newly reported cases in Florida.** The final year-end numbers are generated in July of the following year, after duplicate cases are removed from the dataset, as is customary of HIV surveillance in the US. “

*Psyche H. Doe*

HIV Surveillance Program Manager  
Florida Health- Palm Beach County  
1050 West 15th Street  
2nd Floor, Room 18  
Riviera Beach, FL 33404  
(561) 840-3137 (office)  
(561) 402-9773 (cell)

Mission: To protect, promote & improve the health of all people in Florida through integrated state, county & community efforts.

# Reportable Diseases/Conditions in Florida

Practitioner List (Laboratory Requirements Differ)

Effective June 4, 2014



Did you know that you are required\* to report certain diseases to your local county health department?

! Report immediately 24/7 by phone upon initial suspicion or laboratory test order

☎ Report immediately 24/7 by phone

• Report next business day

+ Other reporting timeframe

## Birth Defects

+ Congenital anomalies

+ Neonatal abstinence syndrome (NAS)

## Cancer

+ Cancer, excluding non-melanoma skin cancer and including benign and borderline intracranial and CNS tumors

## HIV/AIDS

+ Acquired immune deficiency syndrome (AIDS)

+ Human immunodeficiency virus (HIV) infection

• HIV, exposed infants <18 months old born to an HIV-infected woman

## STDs

• Chancroid

• Chlamydia

• Conjunctivitis in neonates <14 days old

• Gonorrhea

• Granuloma inguinale

• Herpes simplex virus (HSV) in infants <60 days old with disseminated infection and liver involvement; encephalitis; and infections limited to skin, eyes, and mouth; anogenital HSV in children <12 years old

• Human papillomavirus (HPV), associated laryngeal papillomas or recurrent respiratory papillomatosis in children <6 years old; anogenital papillomas in children <12 years old

• Lymphogranuloma venereum (LGV)

• Syphilis

☎ Syphilis in pregnant women and neonates

## Tuberculosis

• Tuberculosis (TB)

## All Others

! Outbreaks of any disease, any case, cluster of cases, or exposure to an infectious or non-infectious disease, condition, or agent found in the general community or any defined setting (e.g., hospital, school, other institution) not listed that is of urgent public health significance

☎ Amebic encephalitis

! Anthrax

• Arsenic poisoning

• Arboviral diseases not otherwise listed

! Botulism, foodborne, wound, and unspiced

• Botulism, infant

! Brucellosis

• California serogroup virus disease

• Campylobacteriosis

• Carbon monoxide poisoning

• Chikungunya fever

☎ Chikungunya fever, locally acquired

! Cholera (*Vibrio cholerae* type O1)

• Ciguatera fish poisoning

• Creutzfeldt-Jakob disease (CJD)

• Cryptosporidiosis

• Cyclosporiasis

• Dengue fever

☎ Dengue fever, locally acquired

! Diphtheria

• Eastern equine encephalitis

• Ehrlichiosis/anaplasmosis

• *Escherichia coli* infection, Shiga toxin-producing

• Giardiasis, acute

! Glanders

! *Haemophilus influenzae* invasive disease in children <5 years old

• Hansen's disease (leprosy)

☎ Hantavirus infection

☎ Hemolytic uremic syndrome (HUS)

☎ Hepatitis A

• Hepatitis B, C, D, E, and G

• Hepatitis B surface antigen in pregnant women or children <2 years old

☎ Herpes B virus, possible exposure

! Influenza A, novel or pandemic strains

☎ Influenza-associated pediatric mortality in children <18 years old

• Lead poisoning

• Legionellosis

• Leptospirosis

☎ Listeriosis

• Lyme disease

• Malaria

! Measles (rubeola)

! Melioidosis

• Meningitis, bacterial or mycotic

! Meningococcal disease

• Mercury poisoning

• Mumps

☎ Neurotoxic shellfish poisoning

☎ Pertussis

• Pesticide-related illness and injury, acute

! Plague

! Poliomyelitis

• Psittacosis (ornithosis)

• Q Fever

☎ Rabies, animal or human

! Rabies, possible exposure

! Ricin toxin poisoning

• Rocky Mountain spotted fever and other spotted fever rickettsioses

! Rubella

• St. Louis encephalitis

• Salmonellosis

• Saxitoxin poisoning (paralytic shellfish poisoning)

! Severe acute respiratory disease syndrome associated with coronavirus infection

• Shigellosis

! Smallpox

☎ Staphylococcal enterotoxin B poisoning

☎ *Staphylococcus aureus* infection, intermediate or full resistance to vancomycin (VISA, VRSA)

• *Streptococcus pneumoniae* invasive disease in children <6 years old

• Tetanus

• Trichinellosis (trichinosis)

! Tularemia

☎ Typhoid fever (*Salmonella* serotype Typhi)

! Typhus fever, epidemic

! Vaccinia disease

• Varicella (chickenpox)

! Venezuelan equine encephalitis

• Vibriosis (infections of *Vibrio* species and closely related organisms, excluding *Vibrio cholerae* type O1)

! Viral hemorrhagic fevers

• West Nile virus disease

! Yellow fever

\*Section 381.0031 (2), *Florida Statutes* (F.S.), provides that "Any practitioner licensed in this state to practice medicine, osteopathic medicine, chiropractic medicine, naturopathy, or veterinary medicine; any hospital licensed under part I of chapter 395; or any laboratory licensed under chapter 483 that diagnoses or suspects the existence of a disease of public health significance shall immediately report the fact to the Department of Health." Florida's county health departments serve as the Department's representative in this reporting requirement. Furthermore, Section 381.0031 (4), F.S. provides that "The department shall periodically issue a list of infectious or noninfectious diseases determined by it to be a threat to public health and therefore of significance to public health and shall furnish a copy of the list to the practitioners..."



## Palm Beach Newly Diagnosed Adult AIDS & HIV Infection Cases January-September 2016

Race/ Ethnicity		AIDS Cases (n)	Total (%)	HIV Cases (n)	Total (%)
Hispanic	All Races	20	16%	56	20%
Non Hispanic	Black	74	60%	134	48%
	White	27	22%	86	30%
	Other**	3	2%	6	2%
<b>Total</b>		<b>124</b>	<b>100%</b>	<b>282</b>	<b>100%</b>
<b>Gender***</b>					
Female		44	35%	73	26%
Male		80	65%	209	74%
<b>Total</b>		<b>124</b>	<b>100%</b>	<b>282</b>	<b>100%</b>
<b>Diagnosis Age</b>					
13-19		2	2%	7	2%
20-24		4	3%	31	11%
25-29		16	13%	45	16%
30-39		27	22%	72	26%
40-49		27	22%	44	16%
50-59		33	27%	51	18%
60-64		10	8%	16	6%
65-69		4	3%	11	4%
70+		1	1%	5	2%
<b>Total</b>		<b>124</b>	<b>100%</b>	<b>282</b>	<b>100%</b>
<b>Risk/ Exposure</b>					
Heterosexual Contact		58	47%	68	24%
IDU (injected drug use)		5	4%	8	3%
MSM (men who have sex with men)		33	27%	127	45%
MSM & IDU (men who have sex with men & inject drug)		5	4%	6	2%
Perinatal		2	2%	1	0%
NIR (no identified risk)		21	17%	72	26%
<b>Total</b>		<b>124</b>	<b>100%</b>	<b>282</b>	<b>100%</b>

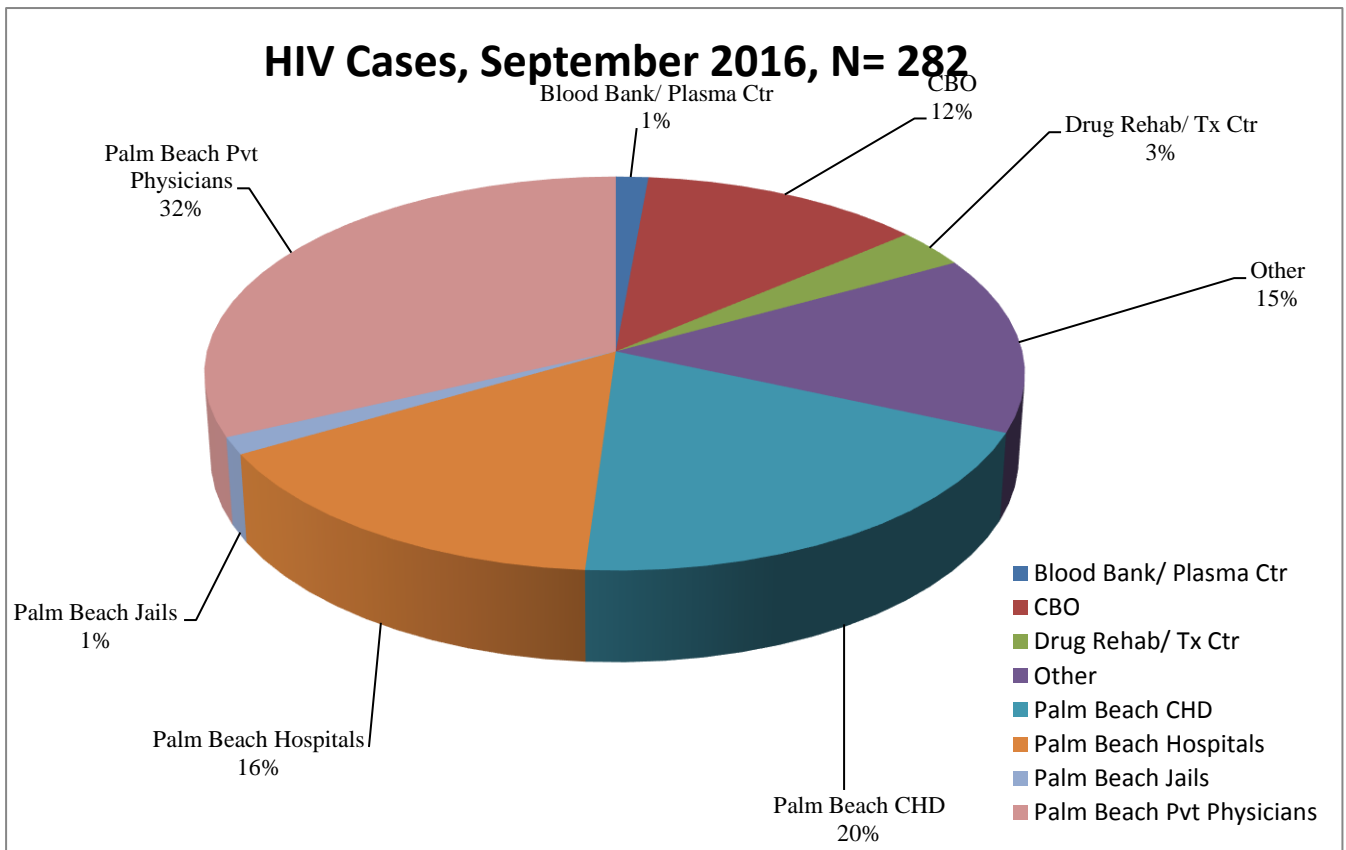
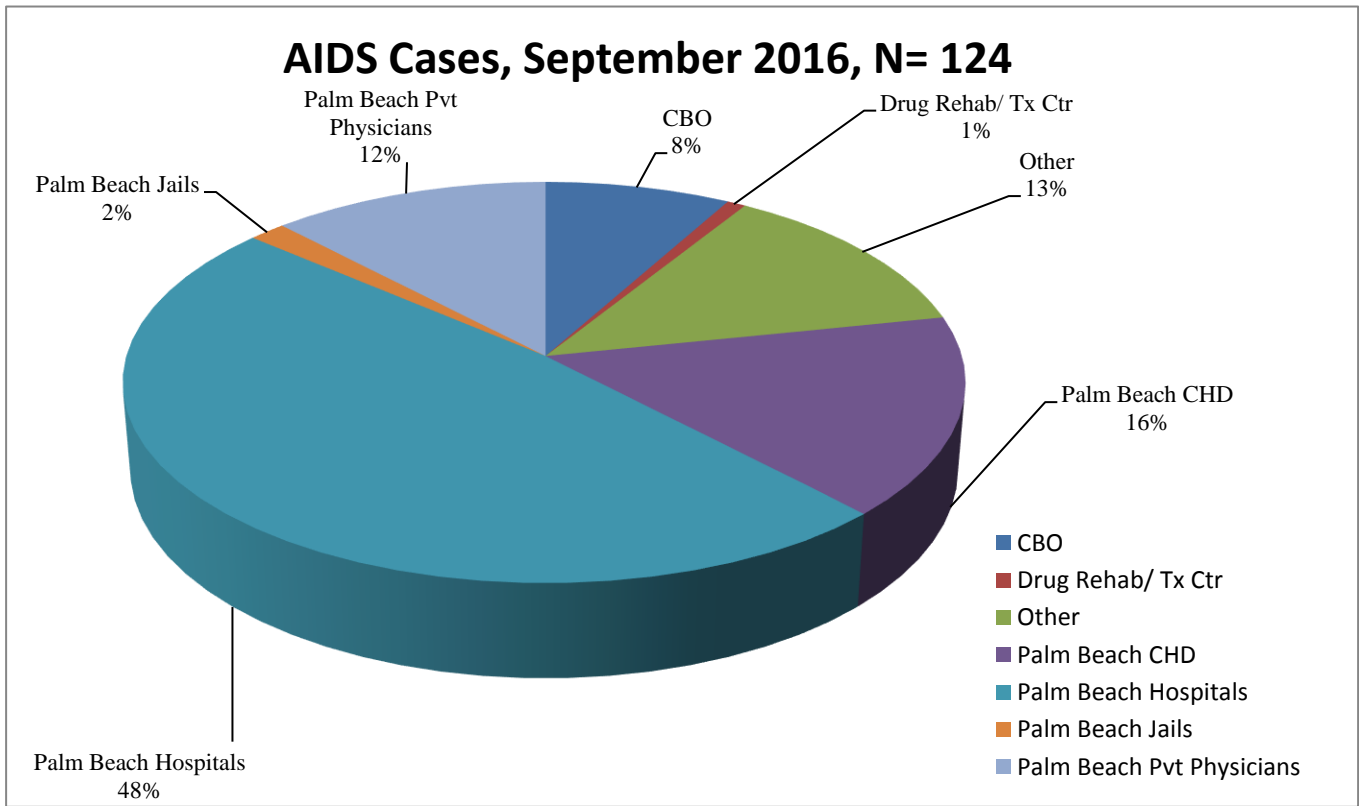
HIV data includes those cases that have converted to AIDS. These HIV cases cannot be added with AIDS cases to get combined totals since the categories are not mutually exclusive.

**Data Source:** FL DOH, Bureau of Communicable Diseases, HIV/AIDS and Hepatitis Section, data as of September 30, 2016.

**Note:** Data are for persons >13 years of age for all categories. This data does not include Department of Corrections cases.

\*Other includes all races not listed above. \*\*There is not sufficient data to report transgender.

Palm Beach Newly Diagnosed AIDS/HIV Cases by Facility Type, September 2016



Data Source: FL DOH, Bureau of Communicable Diseases, HIV/AIDS and Hepatitis Section, data as of September 30, 2016.  
 CBO= Community Based Organization, CHD= County Health Department, Pvt= Private, Other= all other facilities (<6 cases)



# Palm Beach Living HIV/ AIDS Cases

Cumulative Data through September 2016

Race/ Ethnicity		Living AIDS		Living HIV		Total Living	
		Cases (N)	Total (%)	Cases (N)	Total (%)	Cases (N)	%
Hispanic	All Races	606	14%	572	15%	1178	14%
Non Hispanic	Black	2920	66%	1986	53%	4906	60%
	White	825	19%	1141	30%	1966	24%
	Other*	74	2%	60	2%	134	2%
<b>Total</b>		<b>4425</b>	<b>100%</b>	<b>3759</b>	<b>100%</b>	<b>8184</b>	<b>100%</b>
<b>Gender**</b>							
Female		1689	38%	1315	35%	3004	37%
Male		2736	62%	2444	65%	5180	63%
<b>Total</b>		<b>4425</b>	<b>100%</b>	<b>3759</b>	<b>100%</b>	<b>8184</b>	<b>100%</b>
<b>Age</b>							
00-04		1	0%	2	0%	3	0%
05-12		2	0%	12	0%	14	0%
13-19		24	1%	28	1%	52	1%
20-29		166	4%	418	11%	584	7%
30-39		439	10%	715	19%	1154	14%
40-49		1075	24%	887	24%	1962	24%
50-59		1595	36%	1031	27%	2626	32%
60-64		528	12%	325	9%	853	10%
65-69		321	7%	191	5%	512	6%
70+		274	6%	150	4%	424	5%
<b>Total</b>		<b>4425</b>	<b>100%</b>	<b>3759</b>	<b>100%</b>	<b>8184</b>	<b>100%</b>
<b>Risk/ Exposure</b>							
Heterosexual Contact		2430	55%	1592	42%	4022	49%
IDU (injected drug use)		294	7%	178	5%	472	6%
MSM (men who have sex with men)		1136	26%	1453	39%	2589	32%
MSM & IDU (men who have sex with men & inject drug)		77	2%	86	2%	163	2%
NIR (no identified risk)		389	9%	393	10%	782	10%
Perinatal		86	2%	54	1%	140	2%
Other		13	0%	3	0%	16	0%
<b>Total</b>		<b>4425</b>	<b>100%</b>	<b>3759</b>	<b>100%</b>	<b>8184</b>	<b>100%</b>

\* Other includes all races not listed above. \*\*There is not sufficient data to report transgender.

Data Source: FL DOH, Bureau of Communicable Diseases, HIV/AIDS and Hepatitis Section, data as of September 30, 2016.

Note: This living data represents HIV disease cases currently living in Palm Beach County, regardless of where they were diagnosed.

This data does not include Department of Corrections cases. The age groups for people living with HIV/AIDS are for current age.



## Palm Beach Living HIV/ AIDS by Eastern/ Western County

Cumulative Data through September 2016

		Eastern Palm Beach Living HIV/AIDS*		Western Palm Beach Living HIV/ AIDS **		Total Palm Beach Living	
Race/ Ethnicity		Cases (N)	Total (%)	Cases (N)	Total (%)	Cases (N)	Total (%)
Hispanic	All Races	1138	15%	40	6%	1178	14%
Non Hispanic	Black	4318	57%	588	88%	4906	60%
	White	1937	26%	29	4%	1966	24%
	Other***	125	2%	9	1%	134	2%
<b>Total</b>		<b>7518</b>	<b>100%</b>	<b>666</b>	<b>100%</b>	<b>8184</b>	<b>100%</b>
Gender							
Female		2726	36%	278	42%	3004	37%
Male		4792	64%	388	58%	5180	63%
<b>Total</b>		<b>7518</b>	<b>100%</b>	<b>666</b>	<b>100%</b>	<b>8184</b>	<b>100%</b>
Diagnosis Age							
00-04		2	0%	1	0%	3	0%
05-12		14	0%	0	0%	14	0%
13-19		43	1%	9	1%	52	1%
20-29		543	7%	41	6%	584	7%
30-39		1089	14%	65	10%	1154	14%
40-49		1828	24%	134	20%	1962	24%
50-59		2421	32%	205	31%	2626	32%
60-64		775	10%	78	12%	853	10%
65-69		446	6%	66	10%	512	6%
70+		357	5%	67	10%	424	5%
<b>Total</b>		<b>7518</b>	<b>100%</b>	<b>666</b>	<b>100%</b>	<b>8184</b>	<b>100%</b>
Risk/ Exposure							
Heterosexual Contact		3552	47%	470	71%	4022	49%
IDU (injected drug use)		432	6%	40	6%	472	6%
MSM (men who have sex with men)		2513	33%	76	11%	2589	32%
MSM & IDU (men who have sex with men & inject drug)		162	2%	1	0%	163	2%
NIR (no identified risk)		724	10%	58	9%	782	10%
Perinatal Exposure		119	2%	21	3%	140	2%
Other		16	0%	0	0%	16	0%
<b>Total</b>		<b>7518</b>	<b>100%</b>	<b>666</b>	<b>100%</b>	<b>8184</b>	<b>100%</b>

\*\*\* Other includes all races not listed above.

\*\* Western Palm Beach includes Belle Glade, Pahokee, South Bay, Canal Point, Lake Harbor and Bryant.

\* Eastern Palm Beach includes all cities not listed as Western Palm Beach.

**Data Source:** FL DOH, Bureau of Communicable Diseases, HIV/AIDS and Hepatitis Section, data as of September 30, 2016.

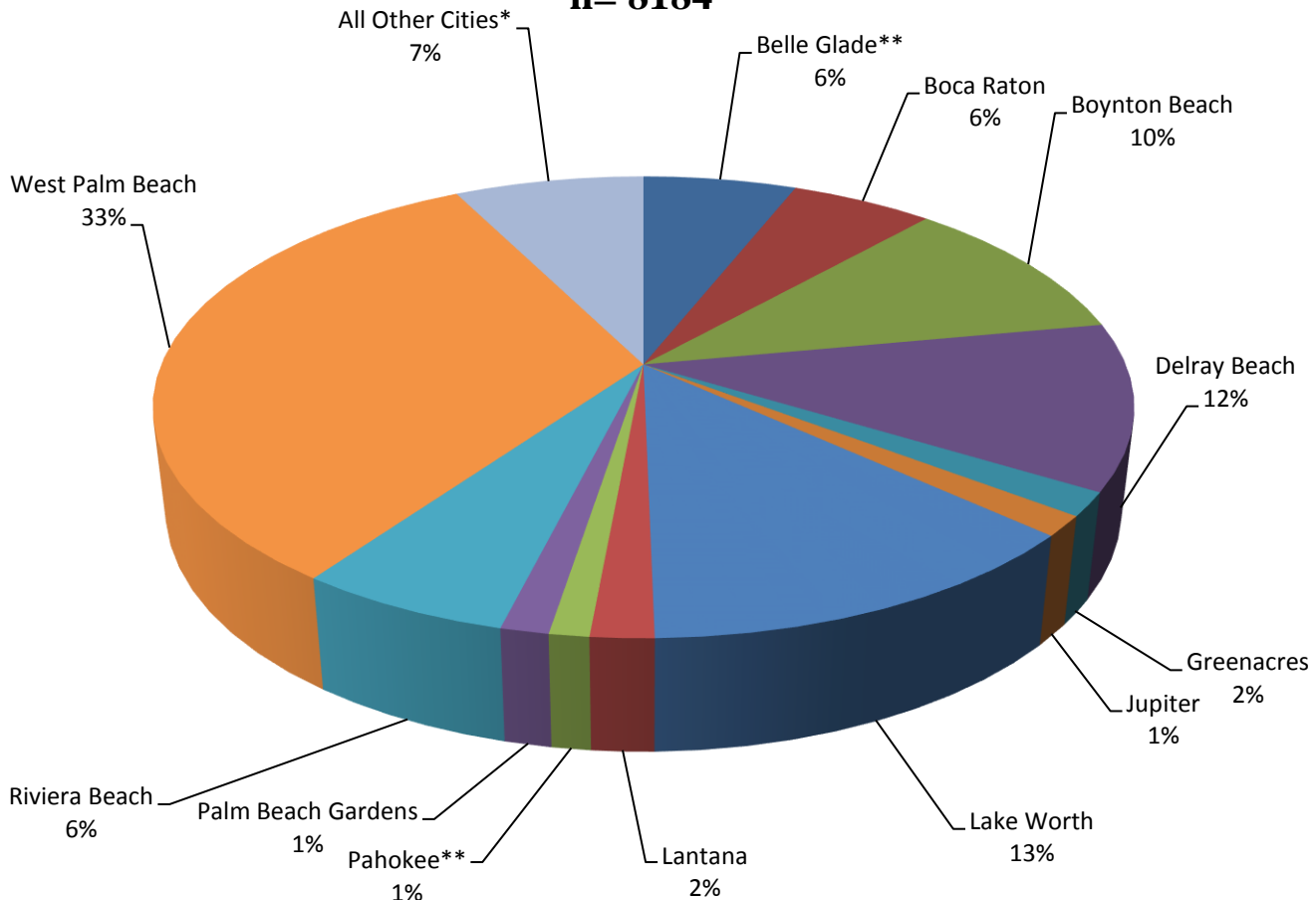
**Note:** This data does not include Department of Corrections cases.

*This living data represents HIV disease cases currently living in Palm Beach County, regardless of where they were diagnosed.*

## Palm Beach Living HIV/AIDS Cases Currently Living in Palm Beach County

City	Eastern/ Western Living HIV/AIDS Cases	Percent of Living Cases
Belle Glade**	494	6%
Boca Raton	459	6%
Boynton Beach	852	10%
Delray Beach	951	12%
Greenacres	135	2%
Jupiter	116	1%
Lake Worth	1060	13%
Lantana	144	2%
Pahokee**	91	1%
Palm Beach Gardens	110	1%
Riviera Beach	487	6%
<b>West Palm Beach</b>	<b>2674</b>	<b>33%</b>
All Other Cities*	611	7%
<b>Total</b>	<b>8184</b>	<b>100%</b>

### Percent of Living HIV/AIDS by Eastern/Western County n= 8184



**Data Source:** FL DOH, Bureau of Communicable Diseases, HIV/AIDS and Hepatitis Section, data as of September 30, 2016.

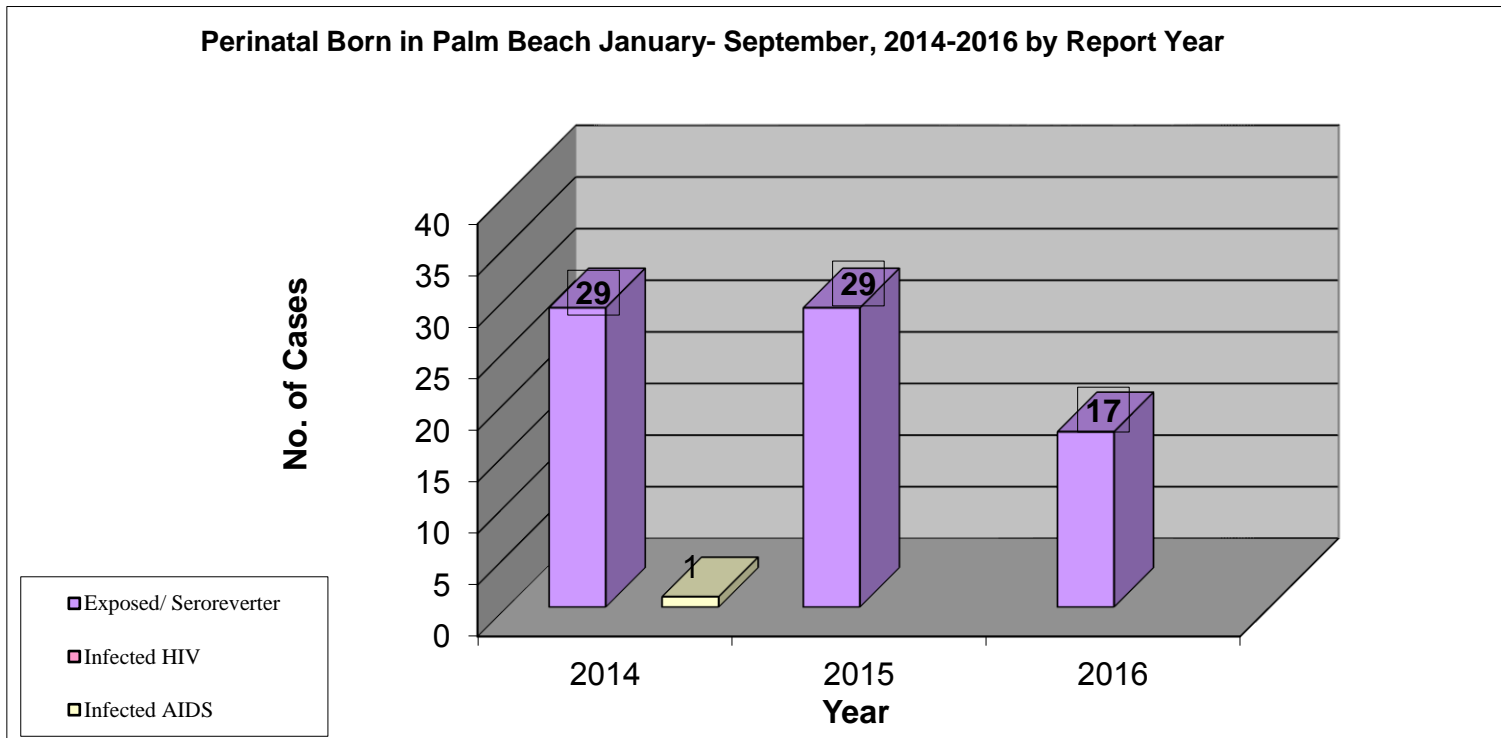
\* Other cities is a combination of the cities that had less than 100 cases per city.

\*\* Western Palm Beach includes Belle Glade, Pahokee, South Bay, Canal Point, Lake Harbor and Bryant.

\*\*\* Eastern Palm Beach includes all cities not listed as Western Palm Beach.

**Note:** This living data represents HIV disease cases currently living in Palm Beach County, regardless of where they were diagnosed.

Palm Beach Perinatal by Month/Year of Birth								
	September 2014		September 2015		September 2016		2014-2015	2015-2016
	No.	% Exposed	No.	% Exposed	No.	% Exposed	% Change	% Change
<b>No. Exposed/ Seroreverter</b>	29	97%	29	100%	17	100%	0%	-41%
<b>No. Infected HIV (not AIDS)</b>	0	0%	0	0%	0	0%	0%	0%
<b>No. Infected AIDS</b>	1	3%	0	0%	0	0%	0%	0%
<b>Total Born</b>	<b>30</b>		<b>29</b>		<b>17</b>			



**Data Source:** FL DOH, Bureau of Communicable Diseases, HIV/AIDS and Hepatitis Section, data as of September 30, 2016.





## Data Request and Disease Reporting Information

### Request Data Information

**For specific data request** or to be added to our local HIV Surveillance statistics and reports distribution list, please call HIV Surveillance Manager at (561) 840-3137 or email [Psyche.Doe@flhealth.gov](mailto:Psyche.Doe@flhealth.gov) .

**For State HIV/ AIDS statistics**, please visit the following website: [www.floridahealth.gov/diseases-and-conditions/aids/surveillance/](http://www.floridahealth.gov/diseases-and-conditions/aids/surveillance/)

**For National HIV/AIDS statistics**, please visit the following website: [www.cdc.gov/hiv/statistics/](http://www.cdc.gov/hiv/statistics/)

**Florida CHARTS** is a single Internet web site through which the general public, local health planners, researchers, Department of Health employees and others can easily access health indicator data at the community and statewide level for the State of Florida. Please visit the following website: [www.floridacharts.com/charts/CommunicableDiseases/](http://www.floridacharts.com/charts/CommunicableDiseases/)

### HIV/AIDS Disease Reporting Information

For HIV/AIDS Reportable Disease reporting, please call any of the following HIV Surveillance staff:

Mailing Address: Florida Health- Palm Beach County  
1050 W. 15<sup>th</sup> Street  
Riviera Beach, FL 33404

**Psyche Doe** (561) 840-3137, **no faxing allowed**  
HIV Surveillance Manager

**Lotoriea Barnett** (561) 840-0144  
Human Services Program Consultant I

**Yolanda Jones** (561) 840-0161  
Human Services Program Consultant I

**Tagan Holland** (561) 840- 0151  
Human Services Program Analyst (NIR Coordinator)

**Heidi Allen** (561) 840-0152  
Records Technician

**\*HIV test results are considered "super confidential" health information and should not be faxed.**

### STD, TB and EPI Disease Reporting Information

Please contact the following offices for Reportable Diseases/Conditions other than HIV/AIDS:

	<b>Phone</b>	<b>Fax</b>
<b>STD Surveillance</b>	(561) 803-7326	(561) 840-0148

<b>TB Surveillance</b>	(561) 803-7342	(561) 840-0171
------------------------	----------------	----------------

<b>EPI Surveillance</b>	(561) 671-4184	(561) 837-5330
-------------------------	----------------	----------------

**EPI Surveillance After Hours** (561) 840-4500, **after 5:00 pm and weekends**

***For a list of Reportable Disease/Conditions, please see attached list. Please note the Reportable Diseases/Conditions in Florida List has been revised, as of June 4, 2014.***

***\*Section 381.0031 (2), Florida Statutes (F.S.), provides that "Any practitioner licensed in this state to practice medicine, osteopathic medicine, chiropractic medicine, naturopathy, or veterinary medicine; any hospital licensed under part I of chapter 395; or any laboratory licensed under chapter 483 that diagnoses or suspects the existence of a disease of public health significance shall immediately report the fact to the Department of Health." Florida's county health departments serve as the Department's representative in this reporting requirement. Furthermore, Section 381.0031 (4), F.S. provides that "The department shall periodically issue a list of infectious or noninfectious***