

Suspected Overdose Surveillance Monthly Report

Palm Beach County, FL

Overdose Data to Action (OD2A)
Overcome/Overdose

February 2022

EMS Events: 569

19% increase from previous month

ED Visits: 374

4% increase from previous month

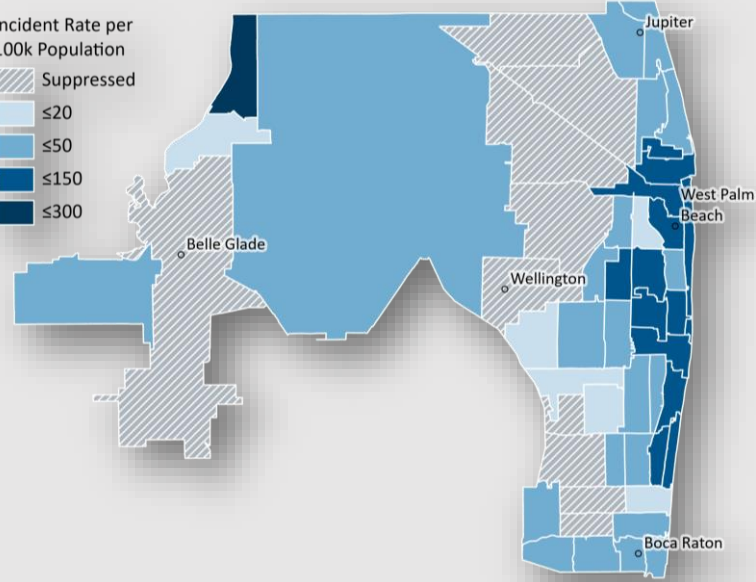
Heroin: 18%

Fentanyl: 13%

By chief complaints and diagnosis

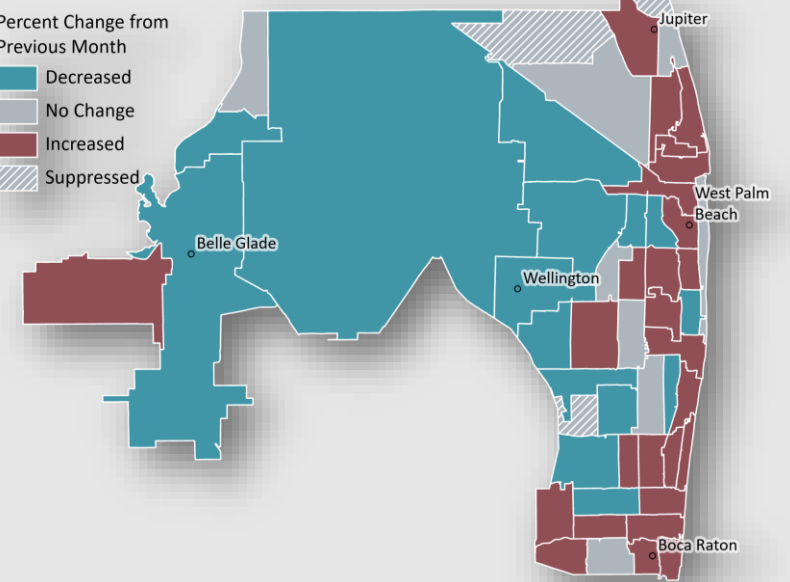
Incident Rate per 100k Population

- Suppressed
- ≤20
- ≤50
- ≤150
- ≤300

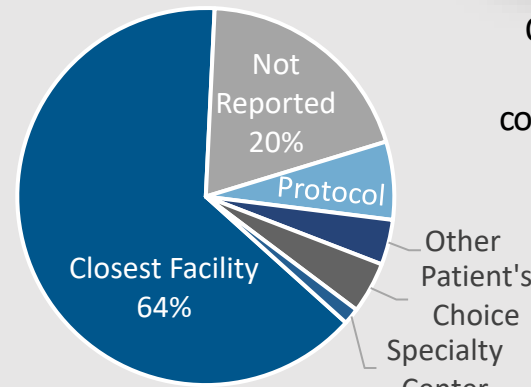
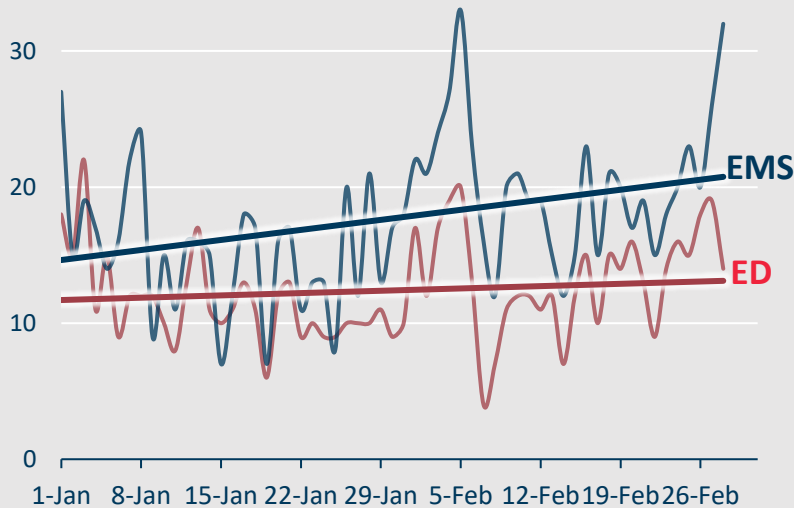


Percent Change from Previous Month

- Decreased
- No Change
- Increased
- Suppressed

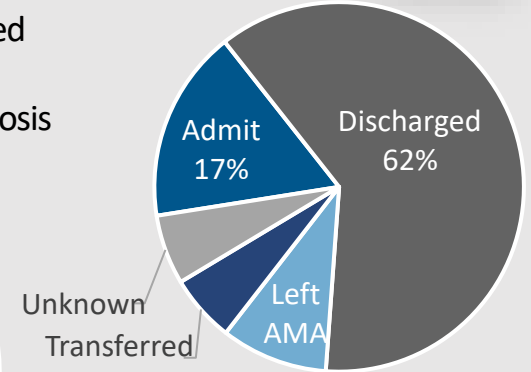
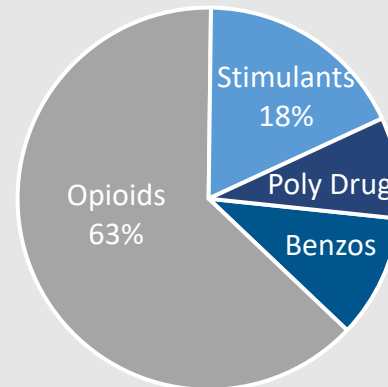


Daily EMS Events and ED Visits



Hospital distance was the most reported factor for EMS when transporting patients to a facility (hospital)

Opioids were the most reported type of drug in patient chief complaint or ED discharge diagnosis



One in six patients required admission to the hospital following an overdose

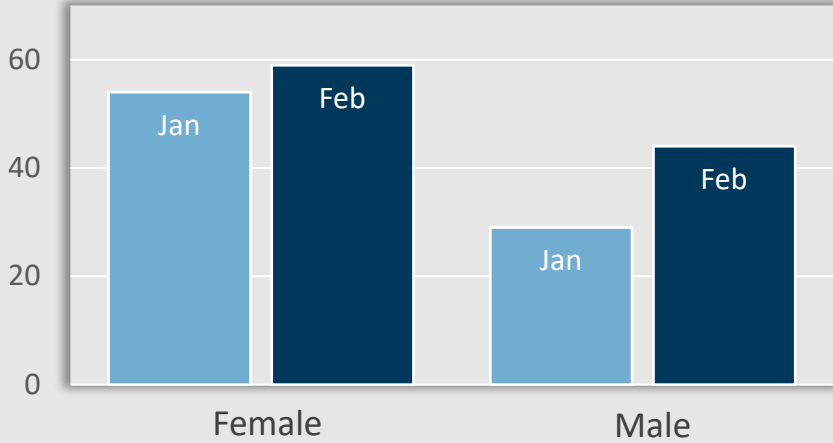


Suspected Overdose Surveillance Monthly Report

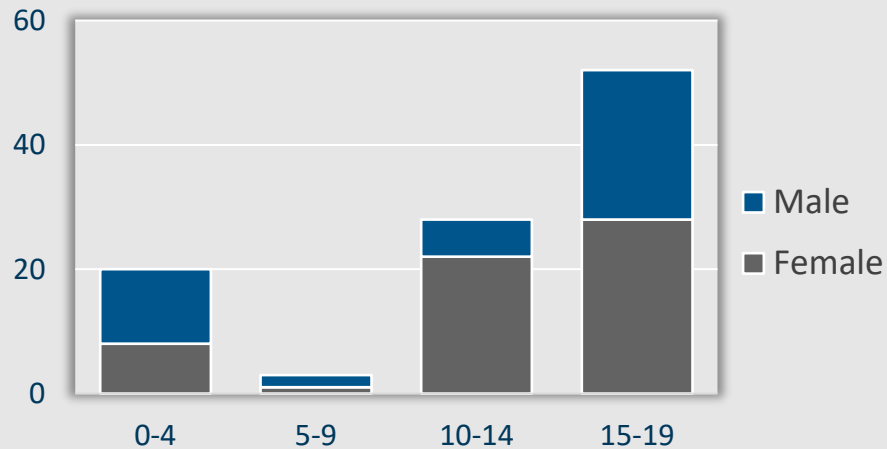
Palm Beach County, FL

Overdose Data to Action (OD2A)
Overcome/Overdose

Suspected Overdoses in Youth Aged 0 - 19 Years



Depression was reported in one in five youth aged 0 – 19 years during February 2022



Monthly Highlight

PLACES: Local Data for Better Health

CDC's PLACES provides local-level estimates for chronic disease risk factors and health outcomes. To learn more visit www.cdc.gov/places

In Palm Beach County, it is estimated that 25.1% (95% CI [22.1, 28.4]) of adults lack health insurance, and 13.2% (95% CI [12.3, 14.3]) of adults experience 14 or more days of mental health distress a month. Belle Glade, West Palm Beach, and Lake Worth have the highest prevalence in the county. These areas are also predominantly populated by racial/ethnic minority groups.

