

# Overdose Surveillance Monthly Report

Palm Beach County, FL

Overdose Data to Action (OD2A)  
Overcome/Overdose

## July 2022

**EMS Events: 561**

12% increase from previous month

**ED Visits: 732**

58% increase from previous month

**Heroin: 5% Fentanyl: 6%**

By ED chief complaints and diagnosis

Data Sources: ESSENCE-FL and Biospatial, July 2022

Incident Rate per 100k Population

Suppressed

≤20

≤50

≤150

≤300

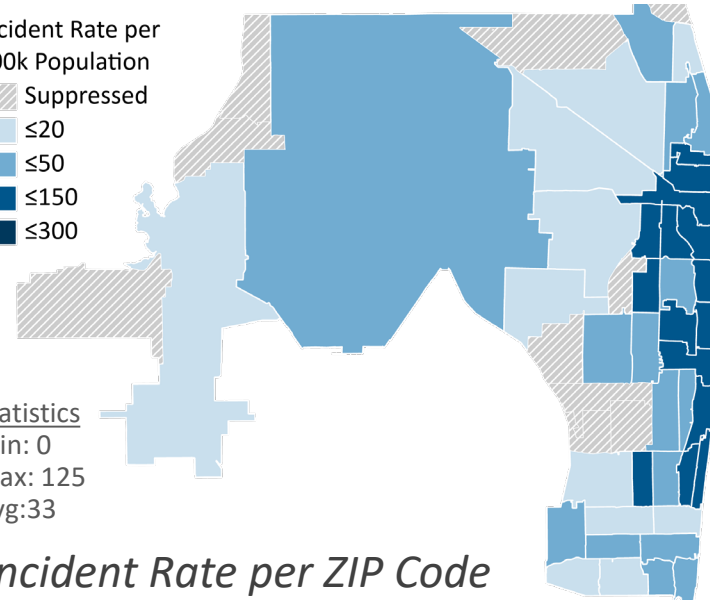
Statistics

Min: 0

Max: 125

Avg: 33

Incident Rate per ZIP Code



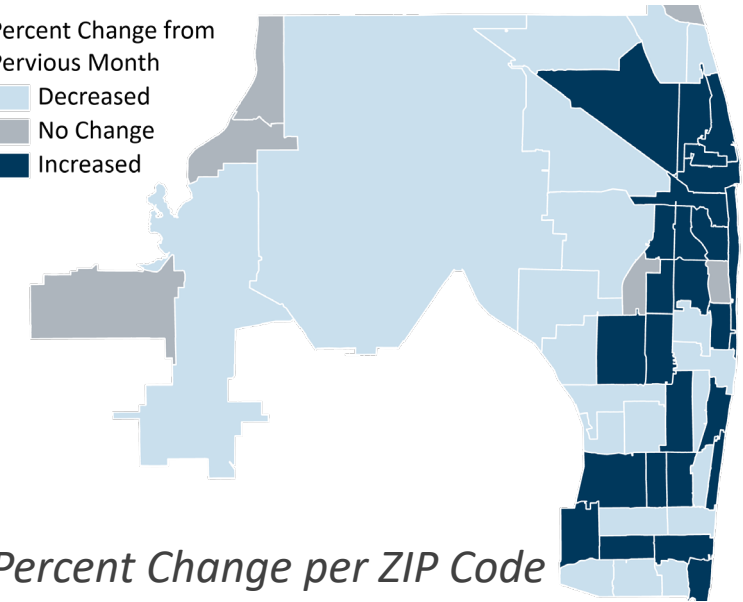
Percent Change from Previous Month

Decreased

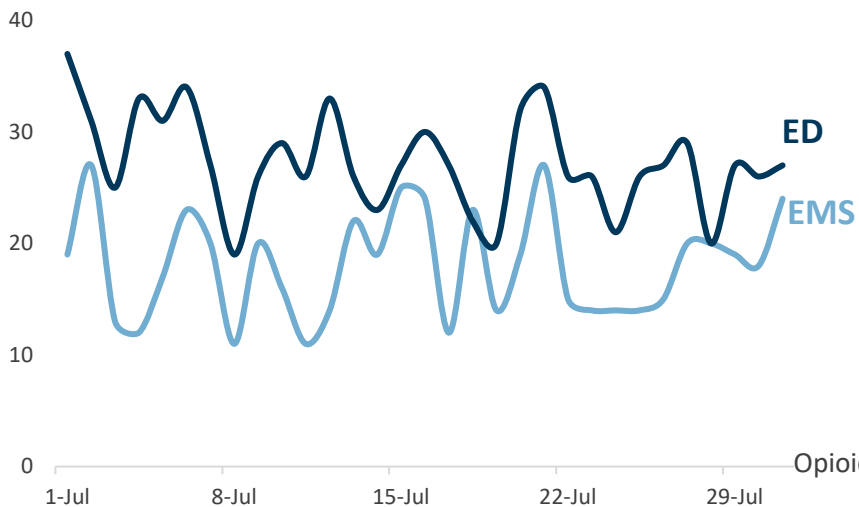
No Change

Increased

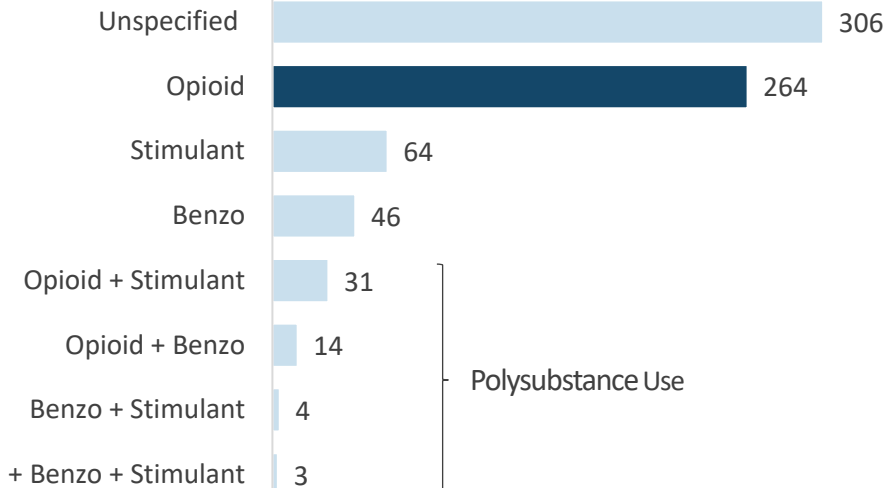
Percent Change per ZIP Code



Daily EMS and ED Visits



Type of Substance(s) Reported in ED Overdose Visits



More EMS events occurred on **Saturdays** than any other day



1 in 5 overdoses occurred between **6pm** and **8pm**

**1.84 mg**

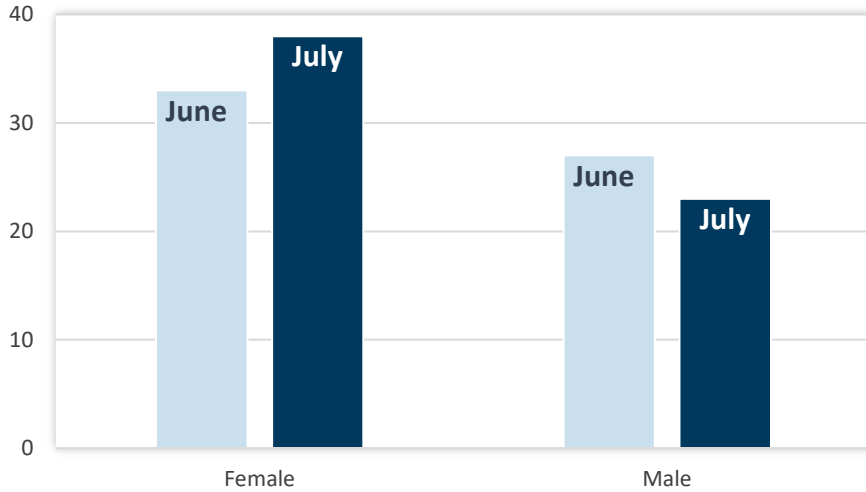
Average dosage of naloxone (by EMS)

# Overdose Surveillance Monthly Report

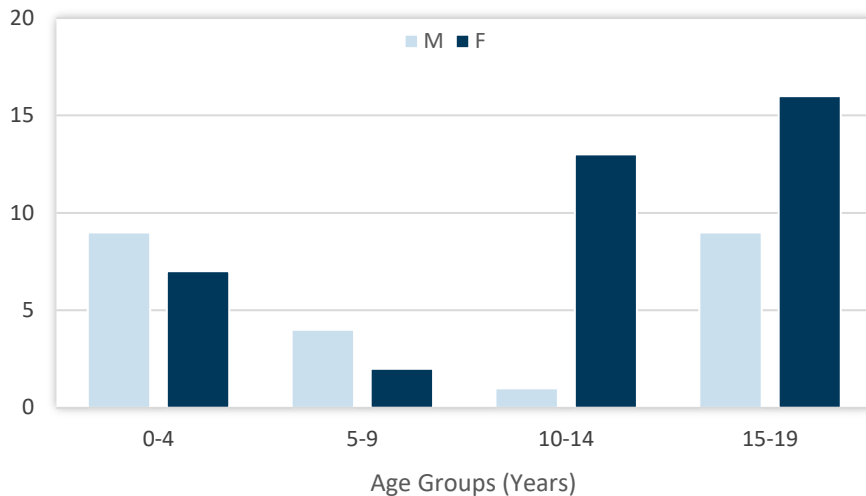
Palm Beach County, FL

Overdose Data to Action (OD2A)  
Overcome/Overdose

## Suspected Overdose in Youth Aged 0-19 Yrs



On average, there were 27 youth OD visits to the ED every day.



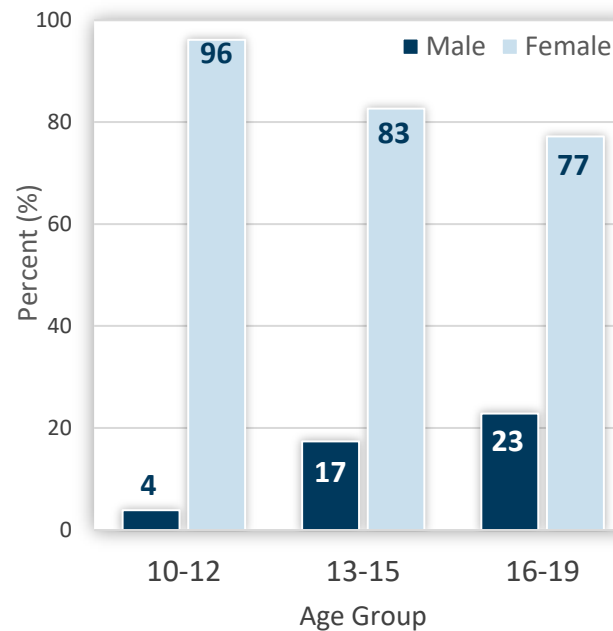
## Monthly Highlight

### Drug-Involved Self-Harm Attempts Among Youth in Palm Beach County

In 2021, **33%** of all non-fatal drug overdoses among youth ages 19 and under were classified as attempted suicide. Parts of Jupiter, West Palm Beach and Delray experienced the highest prevalence.

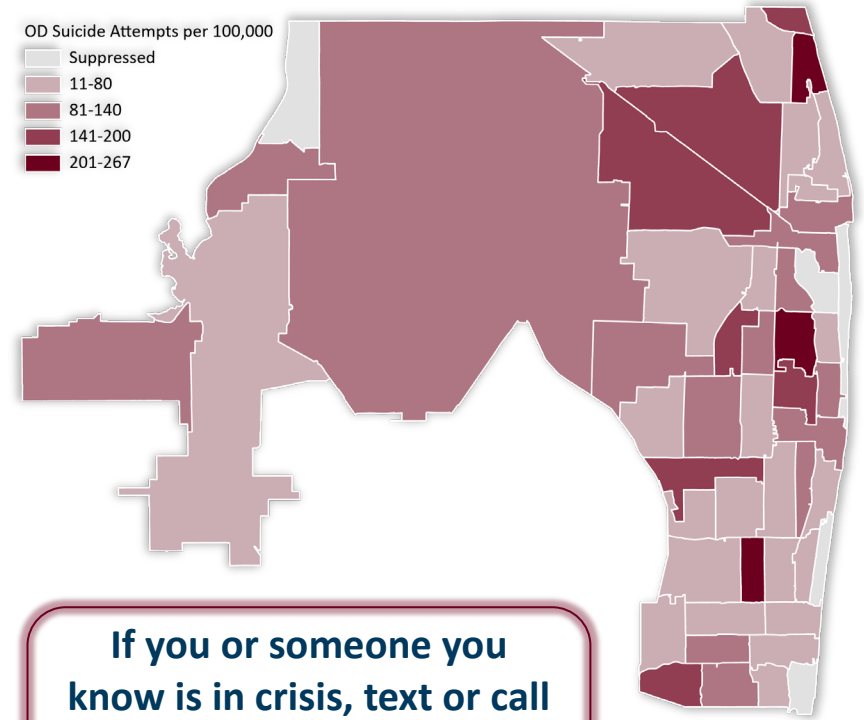
- **50%** of patients were transferred
- **33%** were admitted for further care

**More than 80% of all youth self-harm attempts occurred in females**



OD Suicide Attempts per 100,000

- Suppressed
- 11-80
- 81-140
- 141-200
- 201-267



If you or someone you know is in crisis, text or call **988** to be connected to the **Suicide and Crisis Lifeline**