

# Overdose Surveillance Monthly Report

Palm Beach County, FL

Overdose Data to Action (OD2A)  
*Overcome/Overdose*

## December 2022

### EMS Events: 429

5% decrease from previous month

### ED Visits: 595

6% increase from previous month

**Heroin: 6% Fentanyl: 6%**

By ED chief complaints and diagnosis

Incident Rate per 100k Population

- Suppressed
- 11-21
- 22-29
- 30-46
- 47-81

Statistics

Min: 0  
Max: 81  
Avg: 26

Incident Rate per ZIP Code

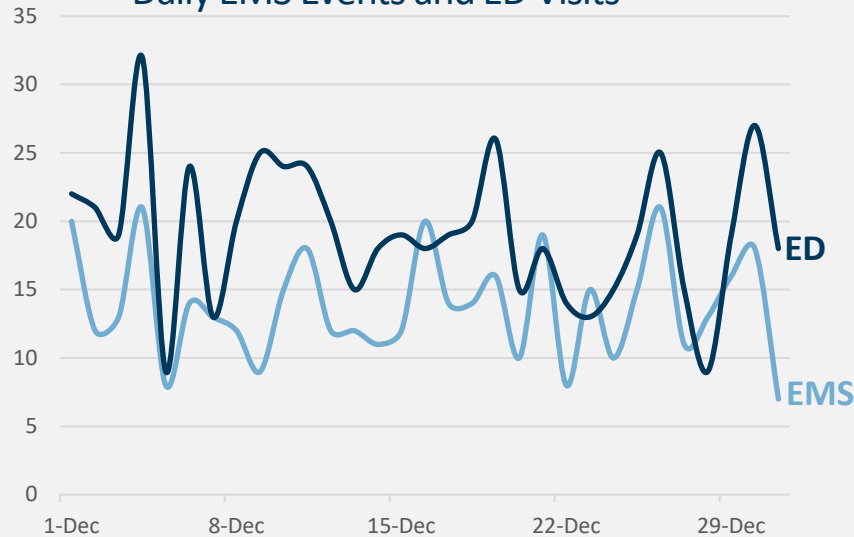
Percent Change from Previous Month

- Decreased
- No Change
- Increased
- N/A

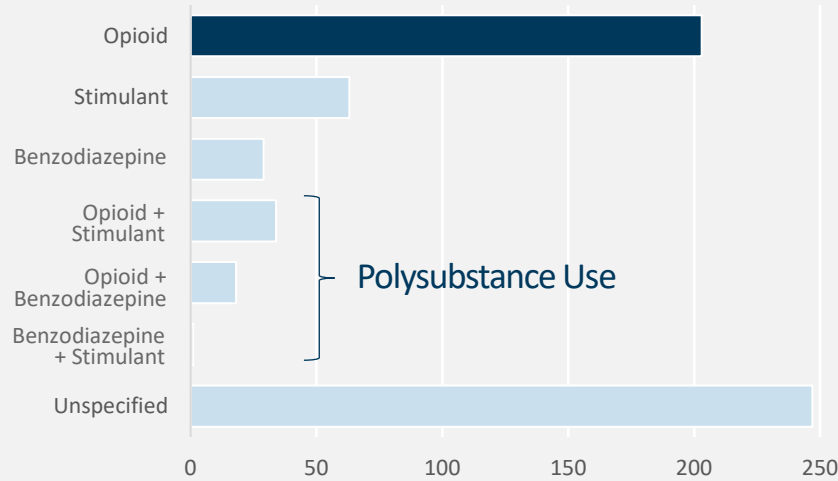
Percent Change per ZIP Code

Data: ESSENCE-FL and Biospatial, December 2022

Daily EMS Events and ED Visits



Opioids were the most reported substance in ED visits that reported a type of substance



Friday had the most EMS events of any day of the week



32% of EMS events occurred between the hours of 6pm and 10pm

**1.87 mg**

Average naloxone dosage given by EMS

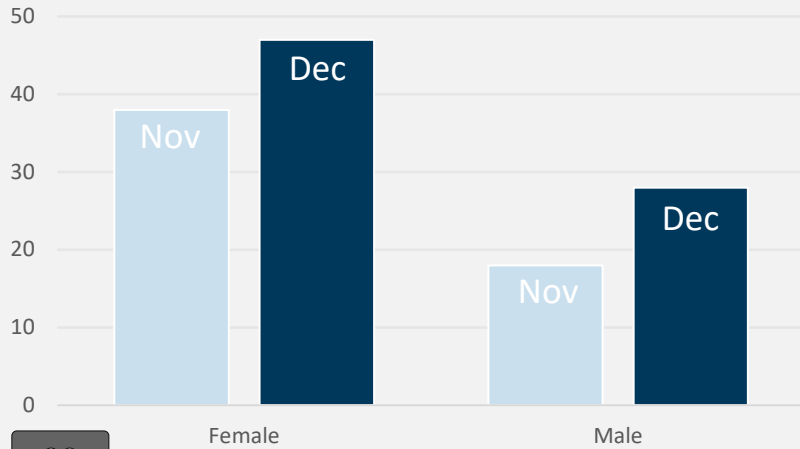


# Overdose Surveillance Monthly Report

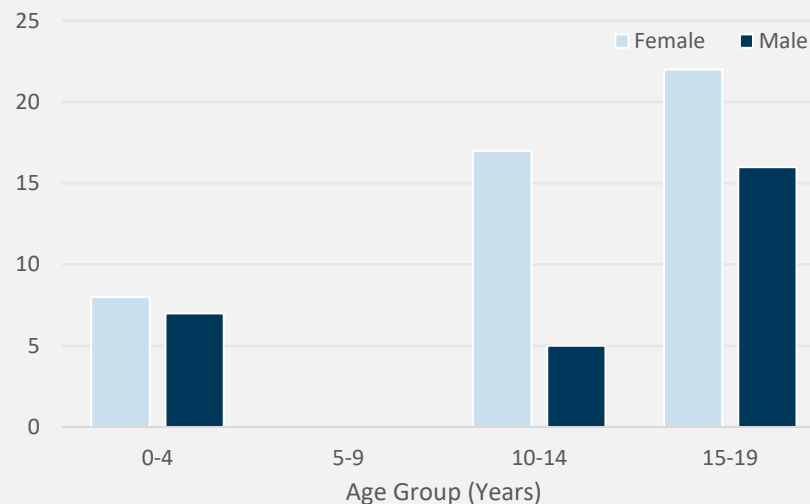
Palm Beach County, FL

Overdose Data to Action (OD2A)  
Overcome/Overdose

## Suspected Overdose in Youth Aged 0-19 Years



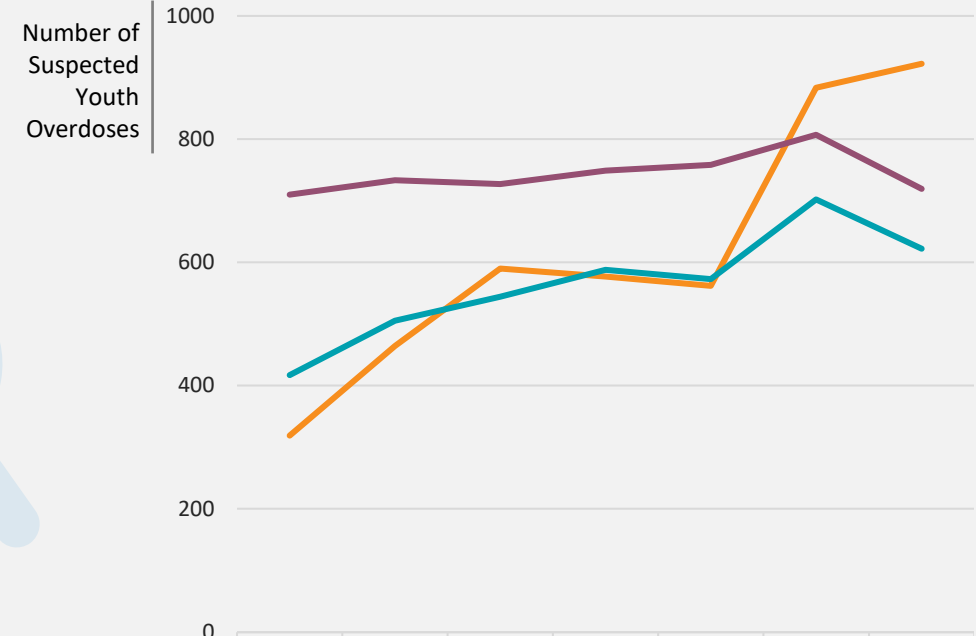
33% of overdose ED visits among youth were classified as self-harm attempts



## Monthly Highlight

### South Florida Trends for Suspected Overdose in Youth Aged 0-17 Years, 2016-2022

In Florida, the number of emergency department visits for suspected overdoses in youth increased 65% from 2016 to 2022. The number of overdoses involving opioids increased 150%.



### Key Findings

#### Miami-Dade County

Overall: +215%

Opioid: +640%

#### Broward County

Overall: +10%

Opioid: -65%

#### Palm Beach County

Overall: +61%

Opioid: +130%

Together we can **OVERCOME OVERDOSE**

To provide feedback on this report, scan the QR code or follow the link [HERE](#).

