

Overdose Surveillance Monthly Report

Palm Beach County, FL

Overdose Data to Action (OD2A)
Overcome/Overdose

October 2022

EMS Events: 468

13% increase from previous month

ED Visits: 684

8% increase from previous month

Heroin: 5% Fentanyl: 6%

By ED chief complaints and diagnosis

Data for this report was obtained from ESSENCE-FL and Biospatial, October 2022. Data is preliminary and subject to change.

Incident Rate per 100k Population

- Suppressed
- ≤ 20
- ≤ 50
- ≤ 100
- ≤ 150

Statistics
Min: 0
Max: 89
Avg: 25

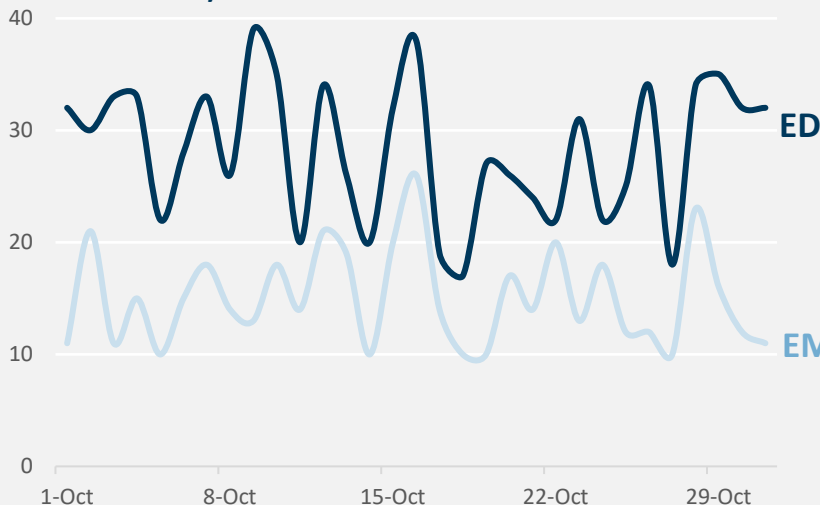
Incident Rate per ZIP Code

Percent Change from Previous Month

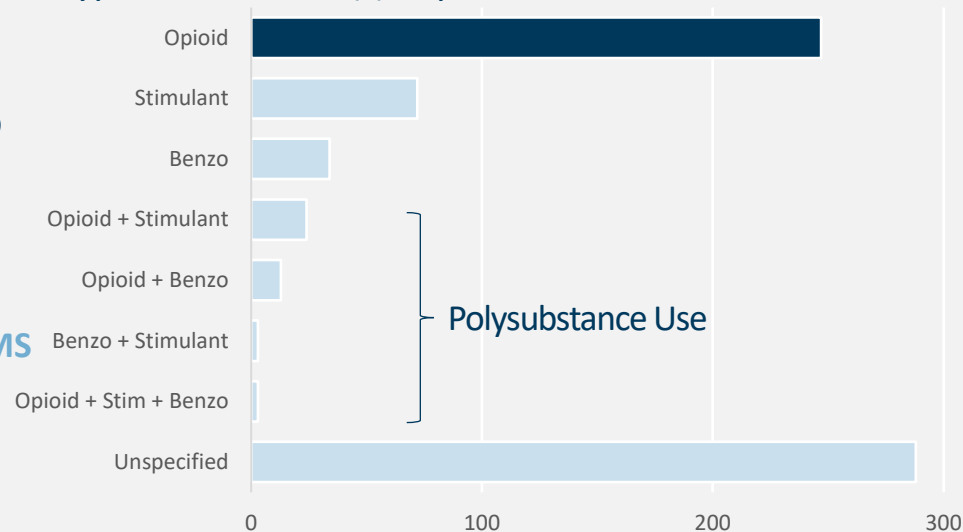
- Decreased
- No Change
- Increased
- N/A

Percent Change per ZIP Code

Daily EMS Events and ED Visits



Type of Substance(s) Reported in ED Overdose Visits



Sunday had the most EMS events of any day of the week



25% of EMS events occurred between 6pm and 9pm

1.65 mg

Average naloxone dosage given by EMS

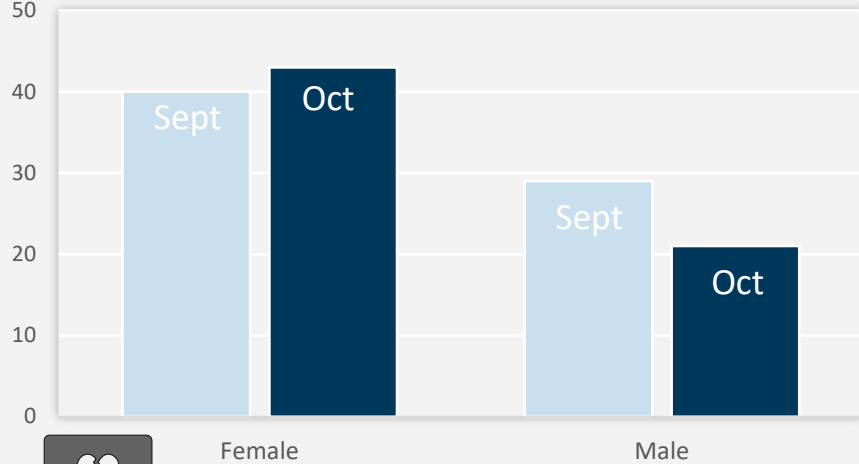


Overdose Surveillance Monthly Report

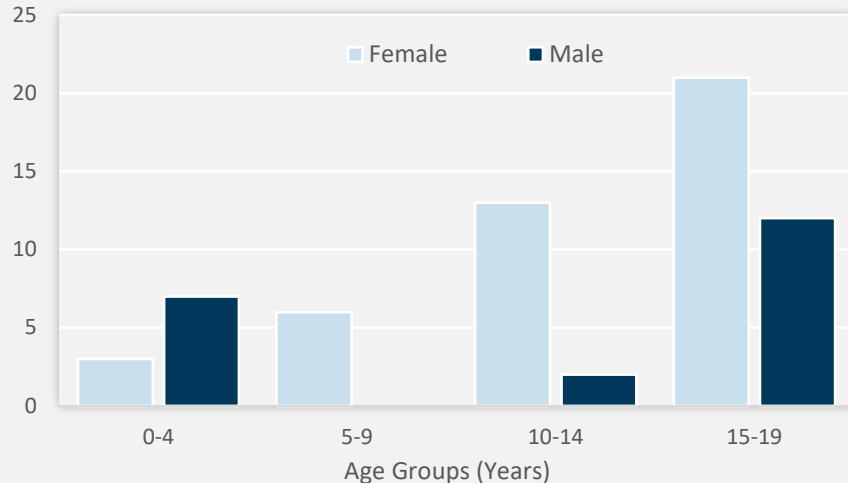
Palm Beach County, FL

Overdose Data to Action (OD2A)
Overcome/Overdose

Suspected Overdose in Youth Aged 0-19 Yrs



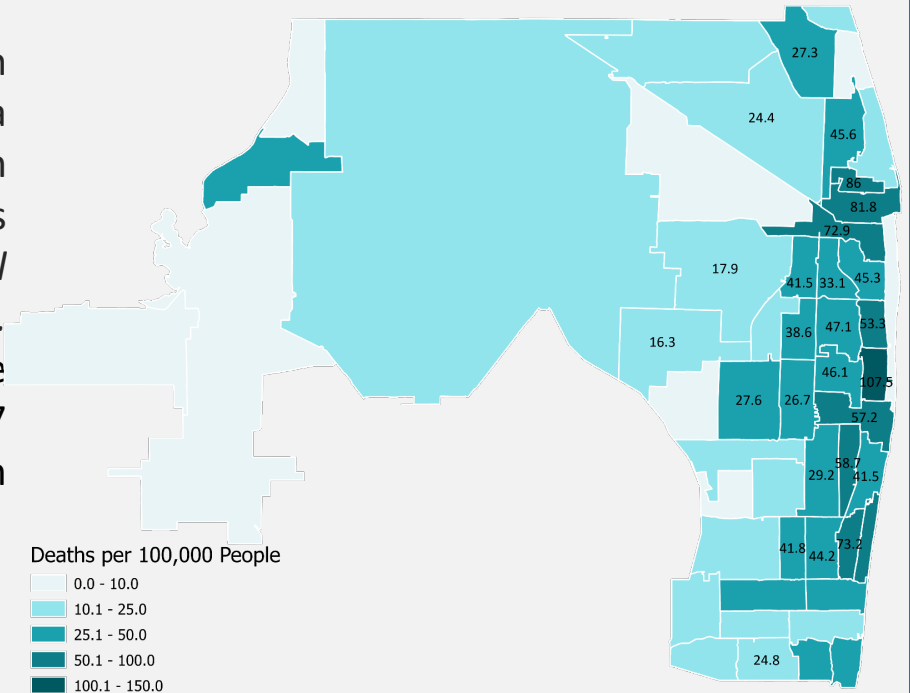
77% of substance-involved self-harm attempts among youth were females



Monthly Highlight

Now Available: OD2A's Fatal Overdose Surveillance 2021 Annual Report

The Overdose Data to Action (OD2A) program of the Florida Department of Health in Palm Beach County has completed its *Fatal Overdose Surveillance Annual Report, Palm Beach County, 2021*. The 2021 fatal overdose surveillance sample reviewed 577 cases obtained from the Palm Beach County Medical Examiner Office.



Key Findings:

- 2021 had the highest number of overdose deaths since 2017, with a **2.3% increase** from 642 deaths in 2020 to 657 in 2021.
- For every 100,000 people, **44** died from an overdose in 2021.
- An average of **1.8** people died of an overdose each day in 2021.

Read the full report [HERE](#)

To provide feedback on this report, scan the QR code or follow the link [HERE](#).

