



HIV Surveillance Monthly Reports

Please Note: “Current HIV Infection data by year of report reflects any case meeting the CDC definition of ‘HIV infection’ which includes all newly reported HIV cases and newly reported AIDS cases with no previous report of HIV in Florida. If a case is later identified as being previously diagnosed and reported from another state, the case will no longer be reflected as a Florida case and the data will be adjusted accordingly. **Data from the most recent calendar year (2015) are considered provisional and therefore should not be used to confirm or rule out an increase in newly reported cases in Florida.** The final year-end numbers are generated in July of the following year, after duplicate cases are removed from the dataset, as is customary of HIV surveillance in the US. “

Psyche H. Doe

HIV Surveillance Program Manager
Florida Health- Palm Beach County
1050 West 15th Street
2nd Floor, Room 18
Riviera Beach, FL 33404
(561) 840-3137 (office)
(561) 402-9773 (cell)

Mission: To protect, promote & improve the health of all people in Florida through integrated state, county & community efforts.



Data Request and Disease Reporting Information

Request Data Information

For specific data request or to be added to our local HIV Surveillance statistics and reports distribution list, please call HIV Surveillance Manager at (561) 840-3137 or email Psyche.Doe@flhealth.gov.

For State HIV/ AIDS statistics, please visit the following website: www.floridahealth.gov/diseases-and-conditions/aids/surveillance/

For National HIV/AIDS statistics, please visit the following website: www.cdc.gov/hiv/statistics/

Florida CHARTS is a single Internet web site through which the general public, local health planners, researchers, Department of Health employees and others can easily access health indicator data at the community and statewide level for the State of Florida. Please visit the following website: www.floridacharts.com/charts/CommunicableDiseases/

HIV/AIDS Disease Reporting Information

For HIV/AIDS Reportable Disease reporting, please call any of the following HIV Surveillance staff:

Mailing Address: Florida Health- Palm Beach County
1050 W. 15th Street
Riviera Beach, FL 33404

Psyche Doe (561) 840-3137, **no faxing allowed**
HIV Surveillance Manager

Lotoriea Barnett (561) 840-0144
Human Services Program Consultant I

Yolanda Jones (561) 840-0161
Human Services Program Consultant I

Tagan Holland (561) 840- 0151
Human Services Program Analyst (NIR Coordinator)

Velesia Peart (561) 840-0152
Records Technician

STD, TB and EPI Disease Reporting Information

Please contact the following offices for Reportable Diseases/Conditions other than HIV/AIDS:

	Phone	Fax
STD Surveillance	(561) 803-7326	(561) 840-0148

TB Surveillance	(561) 803-7342	(561) 840-0171
------------------------	----------------	----------------

EPI Surveillance	(561) 671-4184	(561) 837-5330
-------------------------	----------------	----------------

EPI Surveillance After Hours (561) 840-4500, **after 5:00 pm and weekends**

For a list of Reportable Disease/Conditions, please see attached list. Please note the Reportable Diseases/Conditions in Florida List has been revised, as of June 4, 2014.

**Section 381.0031 (2), Florida Statutes (F.S.), provides that "Any practitioner licensed in this state to practice medicine, osteopathic medicine, chiropractic medicine, naturopathy, or veterinary medicine; any hospital licensed under part I of chapter 395; or any laboratory licensed under chapter 483 that diagnoses or suspects the existence of a disease of public health significance shall immediately report the fact to the Department of Health." Florida's county health departments serve as the Department's representative in this reporting requirement. Furthermore, Section 381.0031 (4), F.S. provides that "The department shall periodically issue a list of infectious or noninfectious*



Palm Beach Newly Reported Adult AIDS & HIV Infection Cases January-December 2015

Race/ Ethnicity		AIDS Cases (n)	Total (%)	HIV Cases (n)	Total (%)	Total New Infections	
Hispanic	All Races	31	17%	61	18%	92	17%
Non Hispanic	Black	103	56%	180	52%	283	53%
	White	41	22%	99	28%	140	26%
	Other**	9	5%	8	2%	17	3%
Total		184	100%	348	100%	532	100%
Gender***							
Female		62	34%	98	28%	160	30%
Male		122	66%	250	72%	372	70%
Total		184	100%	348	100%	532	100%
Diagnosis Age							
13-19		8	4%	13	4%	21	4%
20-24		10	5%	45	13%	55	10%
25-29		25	14%	48	14%	73	14%
30-39		37	20%	77	22%	114	21%
40-49		44	24%	73	21%	117	22%
50-59		36	20%	62	18%	98	18%
60-64		10	5%	15	4%	25	5%
65-69		10	5%	10	3%	20	4%
70+		4	2%	5	1%	9	2%
Total		184	100%	348	100%	532	100%
Risk/ Exposure							
Heterosexual Contact		81	44%	104	30%	185	35%
IDU (injected drug use)		4	2%	8	2%	12	2%
MSM (men who have sex with men)		68	37%	158	45%	226	42%
MSM & IDU (men who have sex with men & inject drug)		3	2%	6	2%	9	2%
Perinatal		3	2%	0	0%	3	1%
NIR (no identified risk)		25	14%	72	21%	97	18%
Total		184	100%	348	100%	532	100%

Data Source: FL DOH, Bureau of Communicable Diseases, HIV/AIDS and Hepatitis Section, data as of December 31, 2015.

Note: Data are for persons >13 years of age for all categories. This data does not include Department of Corrections cases.

*Other includes all races not listed above. **There is not sufficient data to report transgender.

Palm Beach Detailed Summary of Newly Reported AIDS & HIV Infection Cases, January-December 2015

	New AIDS	New HIV		New AIDS	New HIV		New AIDS	New HIV		New AIDS	New HIV
Black Female	43	70	Hispanic Female	6	7	White Female	10	19	Total Female All Races	59	96
13-19	4	4	13-19	0	0	13-19	0	0	13-19	4	4
20-24	2	8	20-24	0	1	20-24	1	1	20-24	3	10
25-29	2	6	25-29	1	0	25-29	1	2	25-29	4	8
30-39	12	18	30-39	1	2	30-39	3	3	30-39	16	23
40-49	11	12	40-49	1	3	40-49	1	2	40-49	13	17
50-59	7	14	50-59	3	0	50-59	3	9	50-59	13	23
60-64	2	4	60-64	0	1	60-64	0	1	60-64	2	6
65-69	2	2	65-69	0	0	65-69	1	1	65-69	3	3
70+	1	2	70+	0	0	70+	0	0	70+	1	2
Heterosexual Contact	36	52	Heterosexual Contact	6	6	Heterosexual Contact	5	8	Heterosexual Contact	47	66
IDU	0	0	IDU	0	0	IDU	2	4	IDU	2	4
NIR	5	18	NIR	0	1	NIR	3	7	NIR	8	26
Perinatal Exposure	2	0	Perinatal Exposure	0	0	Perinatal Exposure	0	0	Perinatal Exposure	2	0
Black Male	60	110	Hispanic Male	25	54	White Male	31	80	Total Male All Races	116	244
13-19	4	3	13-19	0	4	13-19	0	2	13-19	4	9
20-24	4	24	20-24	0	4	20-24	3	7	20-24	7	35
25-29	11	19	25-29	5	7	25-29	4	13	25-29	20	39
30-39	13	24	30-39	4	16	30-39	3	13	30-39	20	53
40-49	10	17	40-49	10	14	40-49	7	21	40-49	27	52
50-59	8	16	50-59	4	6	50-59	9	15	50-59	21	37
60-64	3	4	60-64	1	1	60-64	3	4	60-64	7	9
65-69	6	2	65-69	1	2	65-69	0	3	65-69	7	7
70+	1	1	70+	0	0	70+	2	2	70+	3	3
Heterosexual Contact	23	28	Heterosexual Contact	5	6	Heterosexual Contact	2	1	Heterosexual Contact	30	35
IDU	0	0	IDU	0	0	IDU	2	4	IDU	2	4
MSM	31	61	MSM	13	35	MSM	22	60	MSM	66	156
MSM & IDU	0	0	MSM & IDU	1	2	MSM & IDU	2	4	MSM & IDU	3	6
NIR	5	21	NIR	6	11	NIR	3	11	NIR	14	43
Perinatal Exposure	1	0	Perinatal Exposure	0	0	Perinatal Exposure	0	0	Perinatal Exposure	1	0
Total Black	103	180	Total Hispanic	31	61	Total White	41	99	Total All Races	175	340
13-19	8	7	13-19	0	4	13-19	0	2	13-19	8	13
20-24	6	32	20-24	0	5	20-24	4	8	20-24	10	45
25-29	13	25	25-29	6	7	25-29	5	15	25-29	24	47
30-39	25	42	30-39	5	18	30-39	6	16	30-39	36	76
40-49	21	29	40-49	11	17	40-49	8	23	40-49	40	69
50-59	15	30	50-59	7	6	50-59	12	24	50-59	34	60
60-64	5	8	60-64	1	2	60-64	3	5	60-64	9	15
65-69	8	4	65-69	1	2	65-69	1	4	65-69	10	10
70+	2	3	70+	0	0	70+	2	2	70+	4	5
Heterosexual Contact	59	80	Heterosexual Contact	11	12	Heterosexual Contact	7	9	Heterosexual Contact	77	101
IDU	0	0	IDU	0	0	IDU	4	8	IDU	4	8
MSM	31	61	MSM	13	35	MSM	25	60	MSM	69	156
MSM & IDU	0	0	MSM & IDU	1	2	MSM & IDU	2	4	MSM & IDU	3	6
NIR	10	39	NIR	6	12	NIR	34	18	NIR	50	69
Perinatal Exposure	3	0	Perinatal Exposure	0	0	Perinatal Exposure	0	0	Perinatal Exposure	3	0

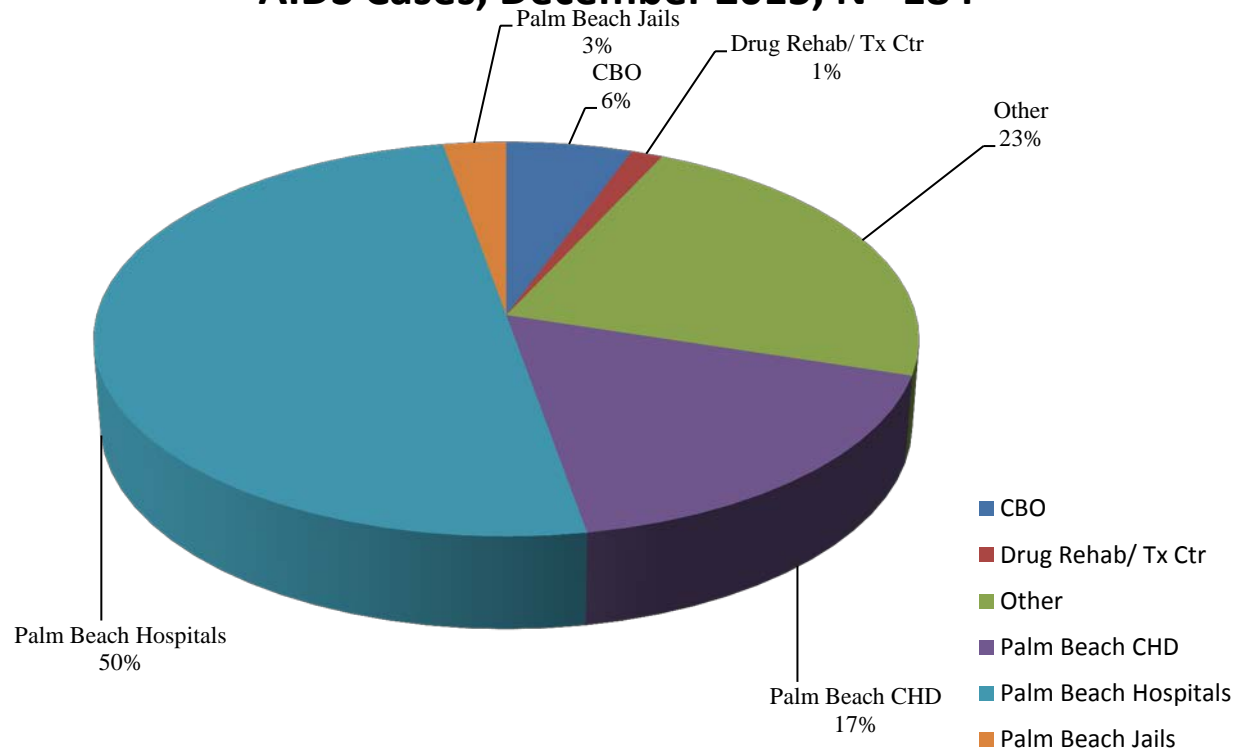
Data Source: FL DOH, Bureau of Communicable Disease, HIV/AIDS and Hepatitis Section, data as of December 31, 2015

Note: Data are for persons >13 years of age for all categories. This data does not include Department of Corrections cases.

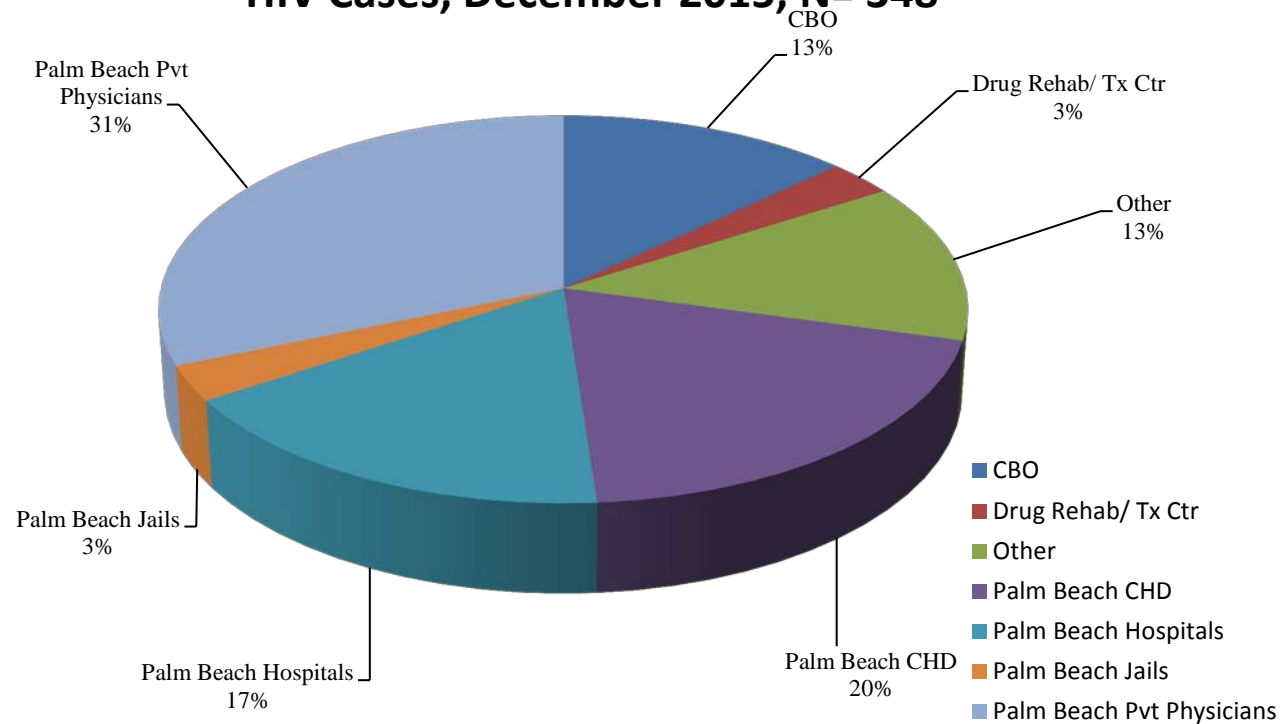
* Other for races is not included due to the number being <10.

Palm Beach Newly Reported AIDS/HIV Cases by Facility Type, December 2015

AIDS Cases, December 2015, N= 184



HIV Cases, December 2015, N= 348





Palm Beach Living HIV/ AIDS Cases

Cumulative Data through December 2015

		Living AIDS		Living HIV		Total Living	
Race/ Ethnicity		Cases (N)	Total (%)	Cases (N)	Total (%)	Cases (N)	%
Hispanic	All Races	614	13%	551	15%	1165	14%
Non Hispanic	Black	2993	65%	1976	54%	4969	60%
	White	900	20%	1096	30%	1996	24%
	Other*	72	2%	47	1%	119	1%
Total		4579	100%	3670	100%	8249	100%
Gender**							
Female		1750	38%	1321	36%	3071	37%
Male		2829	62%	2349	64%	5178	63%
Total		4579	100%	3670	100%	8249	100%
Age							
00-04		1	0%	2	0%	3	0%
05-12		1	0%	13	0%	14	0%
13-19		27	1%	32	1%	59	1%
20-29		182	4%	408	11%	590	7%
30-39		467	10%	679	19%	1146	14%
40-49		1157	25%	919	25%	2076	25%
50-59		1661	36%	1009	27%	2670	32%
60-64		498	11%	294	8%	792	10%
65-69		313	7%	178	5%	491	6%
70+		272	6%	136	4%	408	5%
Total		4579	100%	3670	100%	8249	100%
Risk/ Exposure							
Heterosexual Contact		2495	54%	1596	43%	4091	50%
IDU (injected drug use)		307	7%	169	5%	476	6%
MSM (men who have sex with men)		1195	26%	1375	37%	2570	31%
MSM & IDU (men who have sex with men & inject drug)		82	2%	79	2%	161	2%
NIR (no identified risk)		401	9%	393	11%	794	10%
Perinatal		85	2%	56	2%	141	2%
Other		14	0%	2	0%	16	0%
Total		4579	100%	3670	100%	8249	100%

* Other includes all races not listed above. **There is not sufficient data to report transgender.

Data Source: FL DOH, Bureau of Communicable Diseases, HIV/AIDS and Hepatitis Section, data as of December 31, 2015.

Note : This living data represents HIV disease cases currently living in Palm Beach County, regardless of where they were diagnosed.
This data does not include Department of Corrections cases. The age groups for people living with HIV/AIDS are for current age.



Palm Beach Living HIV/ AIDS by Eastern/ Western County

Cumulative Data through December 2015

		Eastern Palm Beach Living HIV/AIDS*		Western Palm Beach Living HIV/ AIDS **		Total Palm Beach Living	
Race/ Ethnicity		Cases (N)	Total (%)	Cases (N)	Total (%)	Cases (N)	Total (%)
Hispanic	All Races	1130	15%	35	5%	1165	14%
Non Hispanic	Black	4370	58%	599	90%	4969	60%
	White	1969	26%	27	4%	1996	24%
	Other***	113	1%	6	1%	119	1%
Total		7582	100%	667	100%	8249	100%
Gender							
Female		2781	37%	290	43%	3071	37%
Male		4801	63%	377	57%	5178	63%
Total		7582	100%	667	100%	8249	100%
Diagnosis Age							
00-04		2	0%	1	0%	3	0%
05-12		14	0%	0	0%	14	0%
13-19		49	1%	10	1%	59	1%
20-29		547	7%	43	6%	590	7%
30-39		1081	14%	65	10%	1146	14%
40-49		1933	25%	143	21%	2076	25%
50-59		2472	33%	198	30%	2670	32%
60-64		714	9%	78	12%	792	10%
65-69		426	6%	65	10%	491	6%
70+		344	5%	64	10%	408	5%
Total		7582	100%	667	100%	8249	100%
Risk/ Exposure							
Heterosexual Contact		3608	48%	483	72%	4091	50%
IDU (injected drug use)		440	6%	36	5%	476	6%
MSM (men who have sex with men)		2501	33%	69	10%	2570	31%
MSM & IDU (men who have sex with men & inject drug)		158	2%	3	0%	161	2%
NIR (no identified risk)		739	10%	55	8%	794	10%
Perinatal Exposure		120	2%	21	3%	141	2%
Other		16	0%	0	0%	16	0%
Total		7582	100%	667	100%	8249	100%

*** Other includes all races not listed above.

** Western Palm Beach includes Belle Glade, Pahokee, South Bay, Canal Point, Lake Harbor and Bryant.

* Eastern Palm Beach includes all cities not listed as Western Palm Beach.

Data Source: FL DOH, Bureau of Communicable Diseases, HIV/AIDS and Hepatitis Section, data as of December 31, 2015.

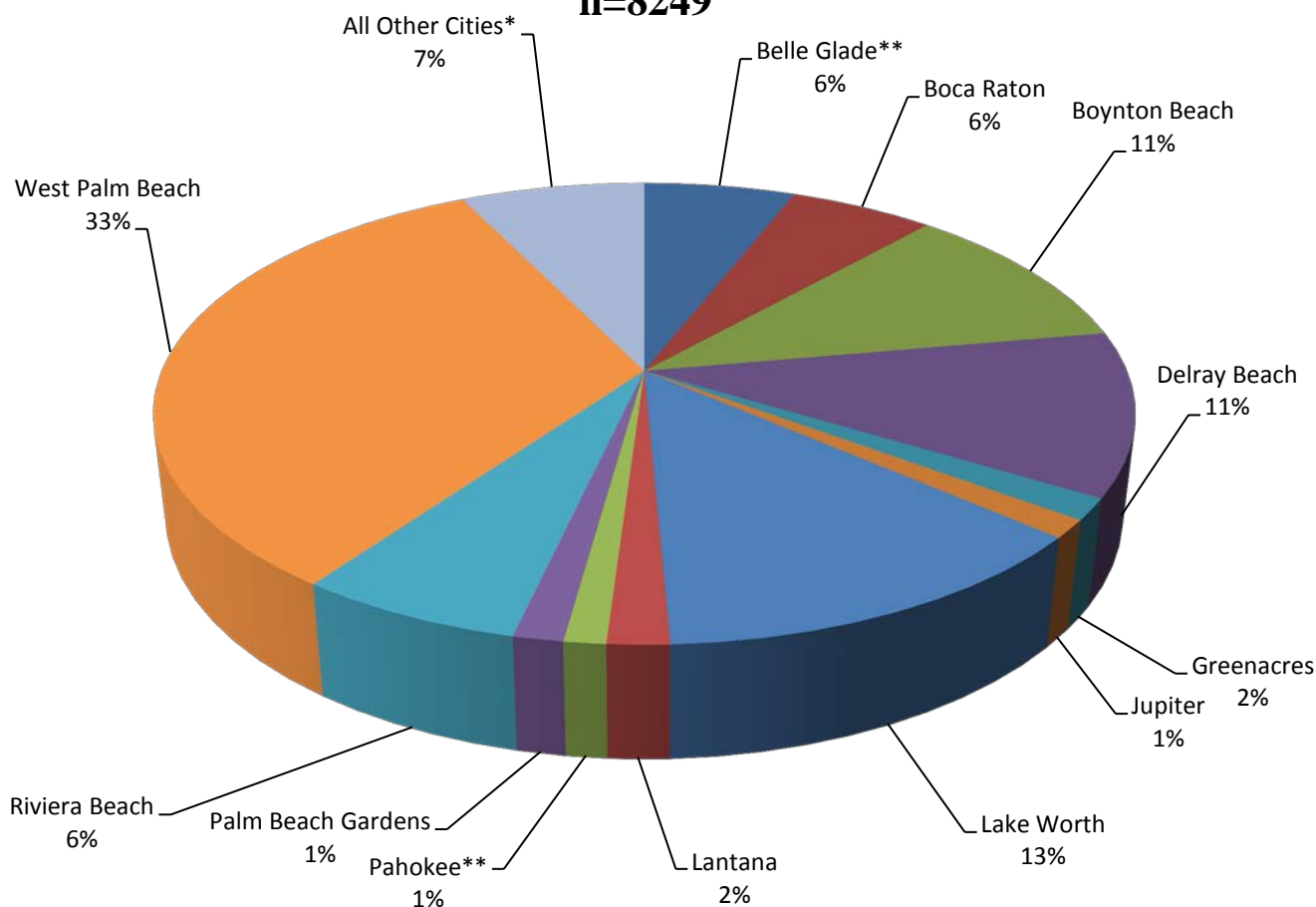
Note: This data does not include Department of Corrections cases.

This living data represents HIV disease cases currently living in Palm Beach County, regardless of where they were diagnosed.

Palm Beach Living HIV/AIDS Cases Diagnosed and Currently Living in Palm Beach County

City	Eastern/ Western Living HIV/AIDS Cases	Percent of Living Cases
Belle Glade**	491	6%
Boca Raton	468	6%
Boynton Beach	873	11%
Delray Beach	945	11%
Greenacres	123	1%
Jupiter	104	1%
Lake Worth	1062	13%
Lantana	143	2%
Pahokee**	96	1%
Palm Beach Gardens	115	1%
Riviera Beach	520	6%
West Palm Beach	2712	33%
All Other Cities*	597	7%
Total	8249	100%

Percent of Living HIV/AIDS by Eastern/Western County
n=8249



Data Source: FL DOH, Bureau of Communicable Diseases, HIV/AIDS and Hepatitis Section, data as of December 31, 2015.

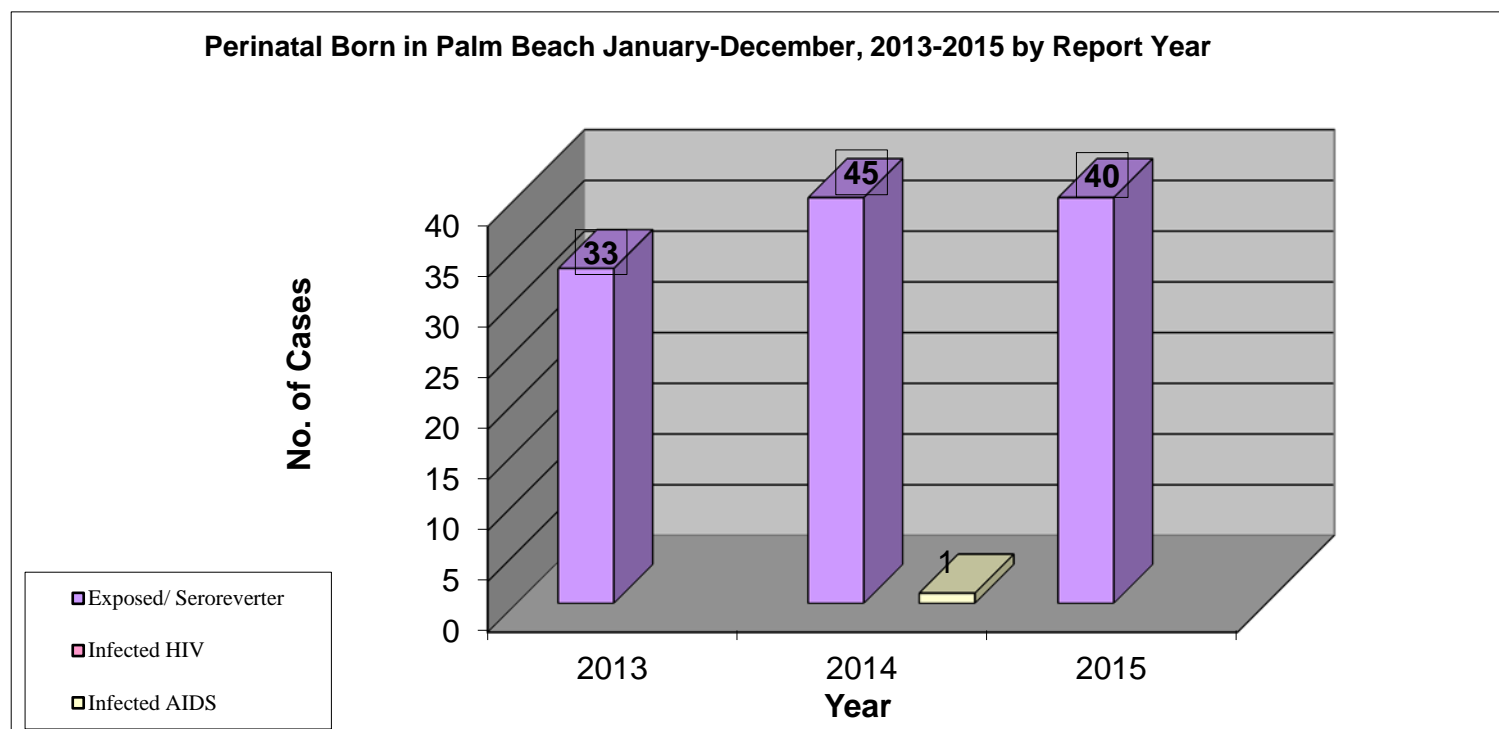
* Other cities is a combination of the cities that had less than 100 cases per city.

** Western Palm Beach includes Belle Glade, Pahokee, South Bay, Canal Point, Lake Harbor and Bryant.

*** Eastern Palm Beach includes all cities not listed as Western Palm Beach.

Note: This living data represents HIV disease cases currently living in Palm Beach County, regardless of where they were diagnosed.

Palm Beach Perinatal by Month/Year of Birth							
	Jan-Dec 2013		Jan-Dec 2014		Jan-Dec 2015		
	No.	% Exposed	No.	% Exposed	% Exposed	No.	
No. Exposed/ Seroreverter	33	100%	45	98%	40	100%	2013-2014 % Change 36%
No. Infected HIV (not AIDS)	0	0%	0	0%	0	0%	2014-2015 % Change -11%
No. Infected AIDS	0	0%	1	2%	0	0%	
Total Born	33		46		40		



Data Source: FL DOH, Bureau of Communicable Diseases, HIV/AIDS and Hepatitis Section, data as of December 31, 2015.

Reportable Diseases/Conditions in Florida

Practitioner List (Laboratory Requirements Differ)

Effective June 4, 2014



Did you know that you are required* to report certain diseases to your local county health department?

- ! Report immediately 24/7 by phone upon initial suspicion or laboratory test order
- ☎ Report immediately 24/7 by phone
 - Report next business day
 - + Other reporting timeframe

Birth Defects

- + Congenital anomalies
- + Neonatal abstinence syndrome (NAS)

Cancer

- + Cancer, excluding non-melanoma skin cancer and including benign and borderline intracranial and CNS tumors

HIV/AIDS

- + Acquired immune deficiency syndrome (AIDS)
- + Human immunodeficiency virus (HIV) infection
 - HIV, exposed infants <18 months old born to an HIV-infected woman

STDs

- Chancroid
- Chlamydia
- Conjunctivitis in neonates <14 days old
- Gonorrhea
- Granuloma inguinale
- Herpes simplex virus (HSV) in infants <60 days old with disseminated infection and liver involvement; encephalitis; and infections limited to skin, eyes, and mouth; anogenital HSV in children <12 years old
- Human papillomavirus (HPV), associated laryngeal papillomas or recurrent respiratory papillomatosis in children <6 years old; anogenital papillomas in children <12 years old
- Lymphogranuloma venereum (LGV)
- Syphilis
- ☎ Syphilis in pregnant women and neonates

Tuberculosis

- Tuberculosis (TB)

All Others

- ! Outbreaks of any disease, any case, cluster of cases, or exposure to an infectious or non-infectious disease, condition, or agent found in the general community or any defined setting (e.g., hospital, school, other institution) not listed that is of urgent public health significance
- ☎ Amebic encephalitis
- ! Anthrax
 - Arsenic poisoning
 - Arboviral diseases not otherwise listed

! Botulism, foodborne, wound, and unspecified

- Botulism, infant

! Brucellosis

- California serogroup virus disease
- Campylobacteriosis
- Carbon monoxide poisoning
- Chikungunya fever

☎ Chikungunya fever, locally acquired

! Cholera (*Vibrio cholerae* type O1)

- Ciguatera fish poisoning
- Creutzfeldt-Jakob disease (CJD)
- Cryptosporidiosis
- Cyclosporiasis
- Dengue fever

☎ Dengue fever, locally acquired

! Diphtheria

- Eastern equine encephalitis
- Ehrlichiosis/anaplasmosis
- *Escherichia coli* infection, Shiga toxin-producing
- Giardiasis, acute

! Glanders

! *Haemophilus influenzae* invasive disease in children <5 years old

- Hansen's disease (leprosy)

☎ Hantavirus infection

☎ Hemolytic uremic syndrome (HUS)

☎ Hepatitis A

- Hepatitis B, C, D, E, and G
- Hepatitis B surface antigen in pregnant women or children <2 years old

☎ Herpes B virus, possible exposure

! Influenza A, novel or pandemic strains

☎ Influenza-associated pediatric mortality in children <18 years old

- Lead poisoning
- Legionellosis
- Leptospirosis

☎ Listeriosis

- Lyme disease
- Malaria

! Measles (rubeola)

! Melioidosis

- Meningitis, bacterial or mycotic

! Meningococcal disease

- Mercury poisoning

- Mumps

☎ Neurotoxic shellfish poisoning

☎ Pertussis

- Pesticide-related illness and injury, acute

! Plague

! Poliomyelitis

- Psittacosis (ornithosis)
- Q Fever

☎ Rabies, animal or human

! Rabies, possible exposure

! Ricin toxin poisoning

- Rocky Mountain spotted fever and other spotted fever rickettsioses

! Rubella

- St. Louis encephalitis
- Salmonellosis
- Saxitoxin poisoning (paralytic shellfish poisoning)

! Severe acute respiratory disease syndrome associated with coronavirus infection

- Shigellosis

! Smallpox

☎ Staphylococcal enterotoxin B poisoning

☎ *Staphylococcus aureus* infection, intermediate or full resistance to vancomycin (VISA, VRSA)

- *Streptococcus pneumoniae* invasive disease in children <6 years old

- Tetanus

- Trichinellosis (trichinosis)

! Tularemia

☎ Typhoid fever (*Salmonella* serotype Typhi)

! Typhus fever, epidemic

! Vaccinia disease

- Varicella (chickenpox)

! Venezuelan equine encephalitis

- Vibriosis (infections of *Vibrio* species and closely related organisms, excluding *Vibrio cholerae* type O1)

! Viral hemorrhagic fevers

- West Nile virus disease

! Yellow fever

*Section 381.0031 (2), *Florida Statutes* (F.S.), provides that "Any practitioner licensed in this state to practice medicine, osteopathic medicine, chiropractic medicine, naturopathy, or veterinary medicine; any hospital licensed under part I of chapter 395; or any laboratory licensed under chapter 483 that diagnoses or suspects the existence of a disease of public health significance shall immediately report the fact to the Department of Health." Florida's county health departments serve as the Department's representative in this reporting requirement. Furthermore, Section 381.0031 (4), F.S. provides that "The department shall periodically issue a list of infectious or noninfectious diseases determined by it to be a threat to public health and therefore of significance to public health and shall furnish a copy of the list to the practitioners..."